



*Forster Foundation for Drug Rehabilitation Incorporated*  
*ABN: 22 212 785 773*



## **Banyan House**

**Annual Report 2011 - 2012**

# The Forster Foundation for Drug Rehabilitation, Incorporated Annual Report 2011 - 2012

---

## Contents

---

<u>Section</u>	<u>Page</u>
Our Mission.....	3
Who we are and what we do .....	4
Members of the Forster Foundation .....	6
Chairperson's Report.....	7
Director's Report.....	8
Clinical Coordinator's Report.....	13
Special Purpose Financial Report 30 June 2012.....	15

---

## Our Mission

“To understand and reduce the harm to people, families and communities caused by substance misuse and any co-occurring mental health disorders.”



### Contact:

Banyan House

Telephone: (08) 8942 7400

Email: [admin@banyanhouse.org.au](mailto:admin@banyanhouse.org.au)

Website: [www.banyanhouse.org.au](http://www.banyanhouse.org.au)

*WE ALL HAVE CHOICES YOU'RE NOT ALONE  
THERE IS HELP*



## Who we are and what we do

### **Banyan House residential rehabilitation community**

Banyan House residential Therapeutic Community provides a safe, secure, alcohol and drug free environment for people to recover from substance dependency. Our approach to treatment is described over the page.

We offer:

- Extended Residential Program
- Aftercare Program
- Co-managed Residential AOD withdrawal
- Family Support
- Community education and support
- Clinical assessments
- SMART Court Program
- Legal and Court reports
- Pre court diversion program

Parent/s with children under 13, are welcome in the program. We have two family duplexes and include parenting and early childhood development activities into the program for these clients and their children.

**Referrals to Banyan House rehabilitation program are welcome.  
Simply ring Banyan House on 8942 7400.**

Ask to speak to our Intake staff member or any clinical staff member. If Banyan's program appears a good treatment option for the client, we'll arrange a comprehensive assessment for acceptance into the program.

The residential rehab program costs \$195 per week. This covers accommodation in modern, ensuite units, all meals and rehab program participation. We facilitate clients' access to Centrelink benefits while in residence and this covers the program fees with the remainder managed in an individual trust account for each client.

Comprehensive information describing Banyan House, services and research projects is available from our website [www.banyanhouse.org.au](http://www.banyanhouse.org.au).

## The Therapeutic Community approach to alcohol and other drug rehabilitation

Banyan House follows the Therapeutic Community approach with alcohol and other drug rehabilitation treatment. In Therapeutic Communities, client progress and eventually their stable recovery, involves multidimensional changes in terms of lifestyle and personal identity (De Leon, 1995; 2000).

It is a complex perspective of the individual and the recovery process in which treatment must address deficiencies in a range of dimensions to foster global change in the whole person.

These dimensions and illustrations of behaviours are described in the table below:

Domain	Aspect	Examples
Developmental	Maturity Responsibility Values	"I regularly meet my obligations and responsibilities"
Socialisation	Lifestyle Maintains image Work attitude Social Skills	"I still have attitudes and behaviours associated with the drug/criminal lifestyle"
Psychological	Cognitive skills Emotional skills Self Esteem	"I am able to identify my feelings and express them in an appropriate way"
Community	Program rules Community engagement Role model	"I understand and accept the program rules, philosophy and structure"

TC treatment is conceptualized as a unique social psychological approach, defined as "community as method" — the use of the peer community as a context to facilitate developmental, social, and psychological change in individuals. The context consists of all program activities (e.g., groups, meetings, privileges, sanctions, work, seminars and workshops) and relationships with peers and staff. These are viewed as interventions designed to produce cognitive, behavioural, and attitudinal change.

The "method" also consists of the community's expectations, assessments, and responses concerning the individual's participation in the roles and activities of the daily regimen. Maximum change occurs through the individual's total participation ("immersion") in all program activities and social roles. The extent, quality, and consistency of client participation in all activities are viewed as a critical fourth dimension of client progress in treatment. Change in this community membership dimension is needed for changes to occur along the other three dimensions.

## Members of the Forster Foundation

Professor Robert Parker	Chairperson	<a href="mailto:robert.parker@nt.gov.au">robert.parker@nt.gov.au</a>
Nicola Coalter	Vice-Chairperson	<a href="mailto:nicola@amity.org.au">nicola@amity.org.au</a>
Gerry West	Treasurer	<a href="mailto:gerry@banyanhouse.org.au">gerry@banyanhouse.org.au</a>
Jackie Antoun	Secretary	<a href="mailto:jackie.Antoun@nt.gov.au">jackie.Antoun@nt.gov.au</a>
Madhur Evans	Public Officer	<a href="mailto:madhur@banyanhouse.org.au">madhur@banyanhouse.org.au</a>
Tracey Hehir	Board Member	<a href="mailto:t.hehir@darwin.nt.gov.au">t.hehir@darwin.nt.gov.au</a>
Kate Senior	Board Member	<a href="mailto:kate.senior@menzies.edu.au">kate.senior@menzies.edu.au</a>



## Chairperson's Report

It is a great pleasure to note on the ongoing achievements of the Forster Foundation in 2012. Two new Board members have added to the experience and governance skills of the Board. Dr Kate Senior returns to the Board. Kate's experience in research will assist the Foster Foundation in partnering with other organisations to produce resilient research projects on the benefits offered by Therapeutic Community rehabilitation programs. Melissa Heywood, a manager at NT TEAM Health, also has joined the Board. Melissa has significant experience of community supports and rehabilitation for people affected for severe mental illness. Her knowledge in this area should also be of benefit to the Forster Foundation as a significant number of clients serviced by the Foundation have disability related to mental illness as well as substance abuse.

The Forster Foundation Executive and Board were very happy when Ms Sally Thomas, the new NT Administrator, accepted the offer of being the Patron of the Foundation. Tom Pauling, the previous Administrator had been influential in establishing the Foundation and members of the current Foundation executive and Board had an ongoing lively and engaging interaction with him when he was also the Patron during his time as NT Administrator. We look forward to a similar relationship with Ms Thomas in her role as Patron.

The Forster Foundation's reputation as a valued member of the Substance Rehabilitation Community in the Top End will be further enhanced by the decision to undergo Accreditation in 2013. The Board has been very supportive of this process that has involved obtaining new IT resources and training for the Accreditation process.

On behalf of the Board, I would like to thank the Executive and staff of the Foundation for their ongoing efforts, in often difficult circumstances, to keep the Foundation at the fore front of quality resources available for substance rehabilitation in the Northern Territory.

Best Wishes

Regards

**Robert Parker**

**Associate Professor Robert Parker, BA (Hons), B Med, DRACOG, AFRACHSE, FRANZCP  
Board Chair  
Forster Foundation for Drug Rehabilitation Incorporated.**

## Director's Report

At the conclusion of the 2010-2011 year, there were a few key objectives that were identified as strategic priorities for the 2011-2012 year. These objectives were:

- Working towards Therapeutic Community Standards accreditation and a “peer review.”
- Improving and increasing Banyan House’s profile by engaging referral agencies and stakeholders.
- Reviewing the current staff structure.
- Maintaining a quality program.

Work on the Therapeutic Community (TC) Standards is moving along well, however the peer review process has been delayed. The Australian Therapeutic Community Association (ATCA) has approached JAS-ANZ to ratify the standards and have the TC Standards nationally recognised. This process can be time consuming and the early feedback from JAS-ANZ is there will need to be changes made to the TC standards, so until they have been ratified, Banyan House will turn its attention to other pressing matters.

Funding bodies are requesting that our service be accredited so Banyan House will focus on achieving accreditation with the ISO 9001 standards. This will help Banyan House to develop a quality management system that is designed to help ensure we meet the needs of customers and other stakeholders and so that we provide a quality service. The ISO 9001 standards are in part, very similar to the TC standards, so achieving the ISO 9001 standards will move Banyan House closer to achieving the TC standards.

Much work was done to increase and improve Banyan House’s profile in the community in the 2011 – 2012 year. This included presentations to key stake holders and gathering of feedback. The presentations appeared to be very beneficial with good feedback received. Banyan House will continue to engage with referral agencies as turnover of staff with most organisations in Darwin is high, so it has been identified that regular networking with these agencies is of high importance to maintain Banyan House’s profile.

A review of the staff structure and program outcomes has highlighted that treatment outcomes of late have not been achieving desired outcomes. Many Clients are leaving after 2 or 3 months, which is not a long enough time to provide an effective treatment. Further feedback and analysis is required (this could be due to a number of reasons), but initial thoughts are that the complexity of our clients and their presentation with co-morbid conditions means that Banyan House needs to build its capacity to treat these clients. Currently it is thought that the Drug Rehabilitation Workers that are being employed often don’t have the necessary qualifications or experience to meet the needs of our client group, so a restructure of staffing will be researched and implemented as a priority for the coming year.



## **Finances**

Banyan House continues to be challenged by funding constraints that limit growth. Strategic decisions need to be made to enhance advocacy and representation for Banyan House in order to increase funding to provide excellent service with increased outcome.

A particular challenge over the last 12 months was to compile a submission to secure ongoing funding from Department of Health and Ageing (DoHA) for our Improved Service Initiative (ISI) and National Illicit Drug Program (NIDS). A short timeframe just before Christmas was the period to submit a detailed application for the two grants which was overwhelming as we were in the middle of completing our 6 monthly progressive reports and finalizing our Annual General Meeting. After all that, in the first instance, the DoHA funding was unsuccessful, but after negotiation with the department over a two week period we received an email from DoHA stating that they had reviewed their processes and Banyan House would receive a funding amount for the above projects based on the previous three years contract. The result was a grant only equal to the same amount as previously received, plus CPI, but it was a great relief to have received recurrent funding so as to continue our programs in ISI and NIDS projects until 2015.

The Northern Territory Government agreement to fund Banyan House is still in place until June 2013. The majority of our recurrent large program grants are funded by the Northern Territory Department of Health. In addition to the large grants, Banyan House was also successful in obtaining some small non-recurrent grants from Department of Justice Community Benefit Fund through their Community Organisation Grants program. With these small grants, Banyan House was able to purchase much needed computer software equipment for our staff in the office and also erect a shade cloth greenhouse for our residents to grow plants as part of their therapeutic healing process.

## **Staffing**

We have had relatively stable staffing this year, the top eight senior staff excluding myself; have been at Banyan House ranging between 1.5 years and 4.5 years with an average length of stay of 2 ½ years. This continuity in staffing has a positive flow-on effect to the program as we are able to retain important skills, knowledge and experience within Banyan House. The recruitment process to recruit an AOD Nurse has proven difficult and unsuccessful so far.

The Northern Territory Alcohol and Other Drugs Tribunal began operating at the start of the year and we looked closely at how many clients we were getting through the Alcohol Management system, especially detox clients and it appeared we were getting very few, if any. After speaking with Tobacco Alcohol and Drugs (TADS) at the hospital they assured us that our withdrawal numbers would increase, they said that the hospital would most likely take in clients for the first 3 or 4 days until they were over the critical period of withdrawal and then send them out to Banyan to complete their detox.

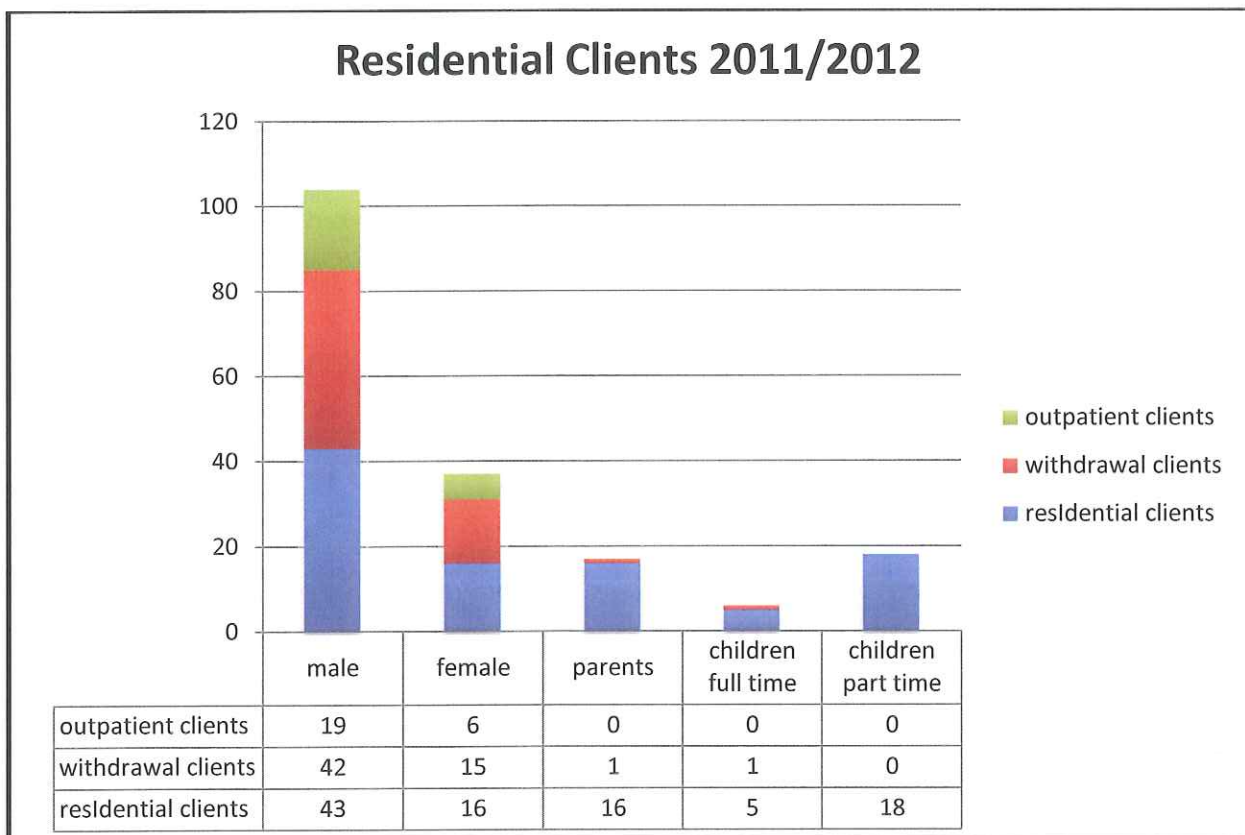
We did get a few clients in this manner but we found that the hospital generally likes to move clients out of their beds on a Friday to be ready for their weekend rush, which does not suit Banyan

House's intake criteria as we don't have staff to conduct new intakes on weekends. All in all the alcohol management legislation didn't have much of an impact on Banyan House's services and we concluded that we didn't require the services of a full time nurse so we re-evaluated our staffing needs and elected to hire other skilled workers instead.

**Resident numbers**

Our numbers this year are slightly down on last year, the breakdown is as follows:-

Type	Total	Male	Female	Parents	Children
Residential Clients	59	43	16	16	5 Full time / 18 Part time
Withdrawal Clients	57	42	15	1	1 Full time
Outpatient Clients	25	19	6	NA	NA



### **Toll Second Step**

We were fortunate enough this year to be approached by Toll Logistics; they are a logistics company that has a program that employs people in recovery from AOD addiction, they call it "Second Step". They have been operating the program in other states for some time and they wanted to expand into the Territory. They were keen to know if we had any potential clients that fitted their criteria that would be interested in obtaining some gainful employment.

To fit their criteria the resident would have to have done sufficient rehabilitation for a service provider such as Banyan House to refer them to the Toll Second Step program, the resident would also have to agree to ongoing treatment in the form of regular counselling with the referring agency and the three parties would have to agree on how much work the client started off doing which is usually 2 to 3 days per week. Toll would also give the client as much time off as needed for things such as counselling, therapy, court appearances etc that supported the recovery of the client.

We at Banyan House believe this to be a fantastic initiative that supports our philosophies regarding client self sufficiency and clients seeking gainful employment and we have already referred two clients to them. The ability to refer clients so they can gain meaningful employment to develop invaluable employability skills and work experience, whilst continuing to be supported in their recovery, is a fantastic opportunity for our clients.

### **AOD Peak Body**

The Association of Alcohol and other drug Agencies NT (AADANT) is the newly formed Peak Body for the Non-Government Alcohol and Other Drug (NGO AOD) Sector in the Northern Territory. It is working towards incorporation by the end of 2012; AADANT is currently auspiced by NTCOSS, which has been instrumental in the establishment of the body.

The body is guided by a Steering Committee of sector representatives from the Top End, Regional Territory and Central Australia. AADANT receives funding for core activities from the Northern Territory Department of Health. The body is also currently finalising a service agreement with the Commonwealth Department of Health and Aging (DOHA), Substance Misuse Grants, to promote sector development and capacity building.

Building on the long term work of NTCOSS and representatives of the NGO AOD Sector across the Territory, AADANT has recently developed a short-term work plan to December 2012, which will see the establishment of the body as an independent organisation. The plan includes governance development, sector development, strengthening sector networks, sector representation and policy development.



## **Change of Government**

At the time of writing this report, there has been a change of NT Government. On the 25 of August 2012 the Northern Territory general election was held and the 11 year reign held by the ALP came to an end when the Country Liberal Party was voted in. The ALP had in the previous year implemented a Banned Drinking Register, where if you were deemed a problematic drinker you were placed on a register where you were banned from buying take away alcohol.

This legislation required everyone in the Northern Territory to produce photo I.D. before purchasing alcohol, the I.D was scanned and if your name appeared on the register you were refused alcohol. There were approximately 2,500 banned drinkers on the register. Within two days of coming into power the CLP dropped the Banned Drinking Register, stating that the register failed to deter problem drinkers. Shop keepers, police and members of the public reported an increase of public drunkenness and anti-social behaviour since the register was dropped and according to a community action group says it can take years before the benefits of a government's alcohol reforms are seen and the system wasn't in place long enough to make a proper analysis of its effectiveness.

The CLP government hasn't released details of its plan in dealing with problematic drinkers but would introduce measures so that anyone taken into protective custody for drunkenness three times in six months could be given a court order to attend rehabilitation. If the person breached that order, they could be forced into mandatory rehabilitation at prison farms to be built at Katherine and Alice Springs.

In conclusion it has been a challenging year for everyone involved at Banyan House and we have done some very good work, I would like to thank the board for all of their hard work throughout the year. An organisation's greatest asset is its staff so I would like to take the opportunity to thank all the staff at Banyan House for all their hard work; it has been a great team effort.

Yours faithfully,

**Kelvin Dargan**

**Director**

**Forster Foundation for Drug Rehabilitation Incorporated.**

## Co-ordinator's Report

The 2011 – 2012 year was a busy and productive year. The residents went on 2 camping trips this year which were a great success. The planning, organisation and ~~the trips~~ ~~itself~~ ~~was~~ ~~were~~ a fantastic therapeutic experience as many of the residents have never been camping or been camping without the use of alcohol and other drugs and enables the residents to put their newly developed insight and skills to practice. It is an invaluable team building opportunity that develops self esteem and therapeutic knowledge and insight.

A new green house was purchased and erected, which will enable Banyan house to develop a horticultural program as a part of its work therapy group. Work therapy is an important part of treatment in a TC, as it provides an opportunity for clients to practice their new skills and insight through interaction and work throughout the day. The addition of the horticultural program will hopefully help to build self-esteem, increase their motivation, and provide an opportunity to socialise, inspire creativity, provide recreation and stress management.

Several fundraising projects were conducted ~~this financial year~~ to purchase equipment for Banyan House. These events ~~were involved~~ running sausages sizzles at various businesses around Darwin ~~and. Both events~~ were planned and run by the residents with staff supervision. ~~These sausage sizzles and~~ were fun, enjoyable and productive. A little over \$2000 was raised with new recreational equipment purchased for the house.

### Residential Rehabilitation

The number of clients accessing the residential program in the 2011 – 2012 year was 59 clients. This is a drop from the previous year 2010 – 2011 when there were 72 clients seen for the year. Further analysis of these statistics is required to help guide Banyan House's strategic plan and improve client outcomes. It should be noted that the complexity of our client group is ever increasing ~~as discussed previously~~ and the recruitment of more qualified and experienced staff will hopefully help to maintain a quality program and provide training and support for all staff.

### Parents & Children

A MOU was established with Catholic Care NT to provide a parenting program for all residents. This has been a great success with the majority of residents completing the 1, 2, 3 magic parenting program as well as the Triple P Parenting program. These new skills are a benefit to all clients whether they have children or not, as many residents have a relationship with a child whether it be a relative or family friend. This year there were a total of 5 children staying at Banyan House full time and another 18 children staying on a part time basis, so the parenting program continues to grow and develop.

## Aftercare

The Banyan House aftercare program has been developed further this year as it has been identified as an area in which Banyan House needed to provide to improve client outcomes. [As most people are aware, the cost of living and accommodation in the NT is high and a high risk factor for many in recovery.](#) Two of the remaining demountables have been renovated and refurbished into self contained 2 bedroom accommodations. This will enable Banyan House to provide transitional housing for clients that have completed phase 2 of the program and enables Banyan House to provide a holistic “wrap around care”. We have also opened up the Wednesday evening education group to aftercare clients, to offer further support, which has the flow on effect of allowing current clients to see the complexity and difficulties of recovery after completing the Banyan House program.



## **Residential Withdrawal**

Banyan House was funded for an extra 4 withdrawal beds as a part of the "Enough is Enough" alcohol reform, which meant Banyan House was funded for a total of 6 withdrawal beds for the year. Withdrawal client numbers did increase slightly from 51 clients last year to 57 this year. However the increase in withdrawal clients expected from the new alcohol reforms have not eventuated.

## **NTIDPCDP (NT illicit drug pre court diversion program)**

A total of 10 clients were referred to Banyan house this year, compared to 6 last year. Banyan House continues to work with the NT Police to provide an effective treatment for these clients.

There are a few key objectives which have been identified and will be priority for staff over the next 12 months. Some of these objectives include:-

- Working towards accreditation
- Maintaining Banyan House's profile
- Development of the horticultural Program
- Reviewing client outcomes
- Reviewing the program and its therapeutic components
- Reviewing the current staff structure

In conclusion, the 2011-2012 year has left Banyan House with some challenges and objectives. The clinical team morale is high and I feel that with the support of the Board and key stake holders we will be able to meet these challenges and continue to provide an effective quality service.

Regards,

**Neil Prosser**

**Clinical Coordinator**

**Forster Foundation for Drug Rehabilitation Incorporated.**



**THE FORSTER FOUNDATION FOR DRUG  
REHABILITATION INCORPORATED**

**ABN 12 345 678 999**

**Special Purpose Financial Statements - 30 June 2012**



**THE FORSTER FOUNDATION FOR DRUG REHABILITATION INCORPORATED**  
**Management Committee's Report**  
**30 June 2012**

The management committee present their report, together with the financial statements, on the Association for the year ended 30 June 2012.

**Management Committee**

The following persons were members of the Association during the whole of the financial year and up to the date of this report, unless otherwise stated:

Dr Robert Parker - Chairperson  
Nicola Coalter - Vice Chairperson  
Gerry West - Treasurer  
Madhur Evans - Public Officer  
Jackie Antoun - Secretary  
Dr Kate Senior - Committee Member  
Tracey Hehir - Committee Member

**Principal activities**

During the financial year the principal continuing activities of the Association consisted of:

- Operation of Banyan House, a residential Therapeutic Community, offering a safe, supportive and culturally sensitive environment for individuals recovering from drug and alcohol related issues.

**Significant Changes**

No Significant changes in the state of affairs of the Association during the financial year.

**Operating Result**

The net surplus of the Association for the financial year was \$48,545.


**After Balance Date Events**

No matters or circumstances have arisen since the end of the financial year which significantly affected or may significantly affect the operation of the Association, the result of these operation, or the state of the affairs of the Association in future financial years.


Signed in accordance with a resolution of the Members of the Committee

*Signed for  
Dr. R. Parker (absent)  
by Nicola Coalter  
Vice Chair.*

Dr Robert Parker  
Chairperson

  
Gerry West  
Treasurer

29 October 2012  
Darwin NT

  
29/10/12

**THE FORSTER FOUNDATION FOR DRUG REHABILITATION INCORPORATED**  
**Financial Statements**  
**For the year ended 30 June 2012**

**Contents**

	Page
Financial Statements	
Statement of comprehensive income	4
Statement of financial position	5
Statement of changes in equity	6
Notes to the financial statements	7
Management Committee's declaration	15
Independent auditor's report to the members of The Forster Foundation for Drug Rehabilitation Incorporated	16

**General information**

The financial statements covers The Forster Foundation for Drug Rehabilitation Incorporated as an individual entity. The financial report is presented in Australian dollars, which is the Association's functional and presentation currency.

The financial statements consist of the statements of comprehensive income, statements of financial position, statements of changes in equity, notes to the financial statements and the Management Committee's declaration.

The address of the registered office and principal place of business is 16 Beaton Road, Berrimah, NT 0828.

The financial statements were authorised for issue on \_\_\_\_October 2012. The Management Committee do not have the power to amend and reissue the financial statements.

**THE FORSTER FOUNDATION FOR DRUG REHABILITATION INCORPORATED**  
**Statement of comprehensive income**  
**For the year ended 30 June 2012**

	Note	2012 \$	2011 \$
<b>Revenue</b>	3	1,399,593	1,443,856
<b>Expenses</b>			
Staffing Cost		(875,068)	(752,412)
Program Activities & Resources		(97,681)	(83,174)
Occupancy		(74,446)	(61,057)
Depreciation		(110,398)	(113,341)
Administrative Costs		(30,888)	(22,739)
Insurances		(56,165)	(39,599)
Repairs and Maintenance		(50,459)	(53,338)
Minor Assets		(4,965)	(5,491)
Travel/Motor Vehicle Cost		(18,293)	(15,671)
Specialist Consultants		(16,372)	(16,089)
Staff Training & Skills Development		(16,313)	(13,988)
<b>Surplus for the year</b>	11	48,545	266,958
Other comprehensive income for the year		-	-
<b>Total comprehensive income for the year</b>		<u>48,545</u>	<u>266,958</u>

*The above statement of comprehensive income should be read in conjunction with the accompanying notes*



**THE FORSTER FOUNDATION FOR DRUG REHABILITATION INCORPORATED**  
**Statement of financial position**  
**As at 30 June 2012**

	Note	2012 \$	2011 \$
<b>Assets</b>			
<b>Current assets</b>			
Cash and cash equivalents	4	1,120,133	970,727
Trade and other receivables	5	47,782	43,747
Prepayments		7,246	3,910
Total current assets		<u>1,175,161</u>	<u>1,018,384</u>
<b>Non-current assets</b>			
Property, plant and equipment	6	4,301,594	4,411,992
Total non-current assets		<u>4,301,594</u>	<u>4,411,992</u>
<b>Total assets</b>		<u>5,476,755</u>	<u>5,430,376</u>
<b>Liabilities</b>			
<b>Current liabilities</b>			
Trade and other payables	7	51,759	29,184
Provisions	8	100,578	59,131
Other	9	22,032	58,676
Total current liabilities		<u>174,369</u>	<u>146,991</u>
<b>Non-current liabilities</b>			
Provisions	10	12,137	41,681
Total non-current liabilities		<u>12,137</u>	<u>41,681</u>
<b>Total liabilities</b>		<u>186,506</u>	<u>188,672</u>
<b>Net assets</b>		<u>5,290,249</u>	<u>5,241,704</u>
<b>Equity</b>			
Accumulated funds	11	5,290,249	5,241,704
<b>Total equity</b>		<u>5,290,249</u>	<u>5,241,704</u>

*The above statement of financial position should be read in conjunction with the accompanying notes*

**THE FORSTER FOUNDATION FOR DRUG REHABILITATION INCORPORATED**  
**Statement of changes in equity**  
**For the year ended 30 June 2012**

	Accumulated funds \$	Total equity \$
Balance at 1 July 2010	4,974,746	4,974,746
Surplus for the year	266,958	266,958
Other comprehensive income for the year	—	—
	<hr/>	<hr/>
Balance at 30 June 2011	5,241,704	5,241,704
	<hr/> <hr/>	<hr/> <hr/>
Balance at 1 July 2011	5,241,704	5,241,704
Surplus for the year	48,545	37,456
Other comprehensive income for the year	—	—
	<hr/>	<hr/>
Balance at 30 June 2012	5,290,249	5,279,160
	<hr/> <hr/>	<hr/> <hr/>

*The above statement of changes in equity should be read in conjunction with the accompanying notes*

**THE FORSTER FOUNDATION FOR DRUG REHABILITATION INCORPORATED**  
**Notes to the financial statements**  
**30 June 2012**

**Note 1. Significant accounting policies**

The principal accounting policies adopted in the preparation of the financial statements are set out below. These policies have been consistently applied to all the years presented, unless otherwise stated.

**Basis of preparation**

These financial statements are special purpose financial statements prepared for use by the members of the committee of the Association. The directors have determined that the Association is not a reporting entity.

The report has been prepared in accordance with the requirements of the *Northern Territory Associations Act* and the following Australian Accounting Standards:

- AASB 110 *Events After the End of the Reporting Period*
- AASB 1031 *Materiality*

No other Australian Accounting Standards and authoritative pronouncements of the Australian Accounting Standards Board have been applied.

The financial statements have been prepared on a historical cost basis except as indicated in the accounting policies set out below. The concept of accruals accounting has been adopted in the preparation of the financial statements. The accounting policies have been consistently applied, unless otherwise stated.

*Critical accounting estimates*

The preparation of the financial statements requires the use of certain critical accounting estimates. It also requires management to exercise its judgement in the process of applying the incorporated association's accounting policies. The areas involving a higher degree of judgement or complexity, or areas where assumptions and estimates are significant to the financial statements, are disclosed in note 2.

**Revenue recognition**

Revenue is recognised when it is probable that the economic benefit will flow to the incorporated association and the revenue can be reliably measured. Revenue is measured at the fair value of the consideration received or receivable.

*Government Grants*

Government grants are brought to account as income when the association receives them. Unspent Grants are transferred to an appropriate liability account.

*Service Income*

Revenue from rendering of service is recognised upon delivery of the service to the client.

*Interest*

Interest revenue is recognised as interest accrues.

*Other revenue*

Other revenue is recognised when it is received or when the right to receive payment is established.

**THE FORSTER FOUNDATION FOR DRUG REHABILITATION INCORPORATED**  
**Notes to the financial statements**  
**30 June 2012**

**Income tax**

The Association is of the opinion that it is not subject to income tax.

**Cash and cash equivalents**

Cash and cash equivalents includes cash on hand, deposits held at call with financial institutions, other short-term, highly liquid investments with original maturities of three months or less that are readily convertible to known amounts of cash and which are subject to an insignificant risk of changes in value.

**Trade and other receivables**

Trade receivables are initially recognised at fair value and subsequently measured at amortised cost using the effective interest method, less any provision for impairment. Trade receivables are generally due for settlement within 30 days.

Collectability of trade receivables is reviewed on an ongoing basis. Debts which are known to be uncollectable are written off by reducing the carrying amount directly. A provision for impairment of trade receivables is raised when there is objective evidence that the Association will not be able to collect all amounts due according to the original terms of the receivables.

Other receivables are recognised at amortised cost, less any provision for impairment.

**Property, plant and equipment**

Buildings and Motor vehicles are stated at historical cost less accumulated depreciation and impairment. Historical cost includes expenditure that is directly attributable to the acquisition of the items. Assets acquired below capitalisation threshold of \$5,000 are recorded as an expense in the statement of comprehensive income

Depreciation is calculated on a straight-line basis to write off the net cost of buildings and diminishing value for motor vehicles over their expected useful lives as follows:

Buildings	2%
Motor vehicles	18.75% - 22.50%

The residual values, useful lives and depreciation methods are reviewed, and adjusted if appropriate, at each reporting date.

An item of property, plant and equipment is derecognised upon disposal or when there is no future economic benefit to the Association. Gains and losses between the carrying amount and the disposal proceeds are taken to profit or loss. Any revaluation surplus reserve relating to the item disposed of is transferred directly to Accumulated Funds.



**THE FORSTER FOUNDATION FOR DRUG REHABILITATION INCORPORATED**  
**Notes to the financial statements**  
**30 June 2012**

**Impairment of property, plant and equipment**

Property, plant and equipment are reviewed for impairment whenever events or changes in circumstances indicate that the carrying amount may not be recoverable. An impairment loss is recognised for the amount by which the asset's carrying amount exceeds its recoverable amount.

Recoverable amount is the higher of an asset's fair value less costs to sell and value-in-use.

**Trade and other payables**

These amounts represent liabilities for goods and services provided to the Association prior to the end of the financial year and which are unpaid. Due to their short-term nature they are measured at amortised cost and not discounted. The amounts are unsecured and are usually paid within 30 days of recognition.

**Provisions**

Provisions are recognised when the Association has a present (legal or constructive) obligation as a result of a past event, it is probable the Association will be required to settle the obligation, and a reliable estimate can be made of the amount of the obligation. The amount recognised as a provision is the best estimate of the consideration required to settle the present obligation at the reporting date, taking into account the risks and uncertainties surrounding the obligation. If the time value of money is material, provisions are discounted using a current rate specific to the liability. The increase in the provision resulting from the passage of time is recognised as a finance cost.

**Employee benefits**

*Wages and salaries, annual leave and sick leave*

Liabilities for wages and salaries, including non-monetary benefits, and annual leave expected to be settled within 12 months of the reporting date are recognised in current liabilities in respect of employees' services up to the reporting date and are measured at the amounts expected to be paid when the liabilities are settled. Non-accumulating sick leave is expensed to profit or loss when incurred.

*Long service leave*

The liability for long service leave is recognised in current and non-current liabilities, depending on the unconditional right to defer settlement of the liability for at least 12 months after the reporting date. The liability is measured as the present value of expected future payments to be made in respect of services provided by employees up to the reporting date using the projected unit credit method. Consideration is given to expected future wage and salary levels, experience of employee departures and periods of service. Expected future payments are discounted using market yields at the reporting date on national government bonds with terms to maturity and currency that match, as closely as possible, the estimated future cash outflows.

**Goods and Services Tax ('GST') and other similar taxes**

Revenues, expenses and assets are recognised net of the amount of associated GST, unless the GST incurred is not recoverable from the tax authority. In this case it is recognised as part of the cost of the acquisition of the asset or as part of the expense.

Receivables and payables are stated inclusive of the amount of GST receivable or payable. The net amount of GST recoverable from, or payable to, the tax authority is included in other receivables or other payables in the statement of financial position.

**THE FORSTER FOUNDATION FOR DRUG REHABILITATION INCORPORATED**  
**Notes to the financial statements**  
**30 June 2012**

**Note 2. Critical accounting judgements, estimates and assumptions**

The preparation of the financial statements requires management to make judgements, estimates and assumptions that affect the reported amounts in the financial statements. Management continually evaluates its judgements and estimates in relation to assets, liabilities, contingent liabilities, revenue and expenses. Management bases its judgements, estimates and assumptions on historical experience and on other various factors, including expectations of future events, management believes to be reasonable under the circumstances. The resulting accounting judgements and estimates will seldom equal the related actual results. The judgements, estimates and assumptions that have a significant risk of causing a material adjustment to the carrying amounts of assets and liabilities within the next financial year are discussed below.

*Long service leave provision*

As discussed in note 1, the liability for long service leave is recognised and measured at the present value of the estimated future cash flows to be made in respect of all employees at the reporting date. In determining the present value of the liability, estimates of attrition rates and pay increases through promotion and inflation have been taken into account. The provision for long service leave amounted to \$35,653 (current portion) \$5,264 (non-current portion) as at 30 June 2012.

*Provision for impairment of receivables*

The provision for impairment of receivables assessment requires a degree of estimation and judgement. The level of provision is assessed by taking into account the recent sales experience, the ageing of receivables, historical collection rates and specific knowledge of the individual debtor's financial position. No impairment of receivables recognised as at 30 June 2012 and 2011.

*Estimation of useful lives of assets*

The Association determines the estimated useful lives and related depreciation charges for its property, plant and equipment. The useful lives could change significantly as a result of technical innovations or some other event. The depreciation charge will increase where the useful lives are less than previously estimated lives, or technically obsolete or non-strategic assets that have been abandoned or sold will be written off or written down. Net book value of property, plant and equipment amounted to and \$4,301,594 and \$4,411,992 as at June 30 2012 and 2011, respectively.

*Impairment of non-current assets*

The Association assesses impairment of non-current assets at each reporting date by evaluating conditions specific to the Association and to the particular asset that may lead to impairment. If an impairment trigger exists, the recoverable amount of the asset is determined. This involves fair value less costs to sell or value-in-use calculations, which incorporate a number of key estimates and assumptions. No impairment loss recognised as at 30 June 2012 and 2011.

**THE FORSTER FOUNDATION FOR DRUG REHABILITATION INCORPORATED**  
**Notes to the financial statements**  
**30 June 2012**

**Note 3. Revenue**

	2012	2011
	\$	\$
<i>Sales revenue</i>		
Grant revenue	1,167,972	887,555
Service income	180,536	202,645
	<u>1,348,508</u>	<u>1,090,200</u>
<i>Other revenue</i>		
Interest	35,709	31,233
Gain on sale of non-current assets	-	14,988
Other revenue	15,376	307,435
	<u>51,085</u>	<u>353,656</u>
Revenue	<u>1,399,593</u>	<u>1,443,856</u>

**Note 4. Current assets - cash and cash equivalents**

	2012	2011
	\$	\$
Cash at bank	728,451	601,290
Cash on deposit	391,682	369,437
	<u>1,120,133</u>	<u>970,727</u>

**Note 5. Current assets - trade and other receivables**

	2012	2011
	\$	\$
Trade receivables	38,622	35,019
Interest receivable	9,160	8,728
	<u>47,782</u>	<u>43,747</u>

*Impairment of receivables*

The Association has not recognised a loss in respect of impairment of receivables for the years ended 30 June 2012 and 2011.

THE FORSTER FOUNDATION FOR DRUG REHABILITATION INCORPORATED  
Notes to the financial statements  
30 June 2012

**Note 6. Non-current assets - property, plant and equipment**

	2012 \$	2011 \$
Land and buildings - at cost	4,483,367	4,483,367
Less: Accumulated depreciation	(254,057)	(164,390)
	<u>4,229,310</u>	<u>4,318,977</u>
Motor vehicles - at cost	145,258	145,258
Less: Accumulated depreciation	(72,974)	(52,243)
	<u>72,284</u>	<u>93,015</u>
	<u>4,301,594</u>	<u>4,411,992</u>

*Reconciliations*

Reconciliations of the written down values at the beginning and end of the current and previous financial year are set out below:

	Buildings	Motor Vehicle	Total
Balance at 1 July 2010	4,408,644	57,148	4,465,792
Additions	-	85,006	85,006
Disposals	-	(25,465)	(25,465)
Depreciation expense	(89,667)	(23,674)	(113,341)
	<u>4,318,977</u>	<u>93,015</u>	<u>4,411,992</u>
Balance at 30 June 2011	4,318,977	93,015	4,411,992
Additions	-	-	-
Disposals	-	-	-
Depreciation expense	(89,667)	(20,731)	(110,398)
	<u>4,229,310</u>	<u>72,284</u>	<u>4,301,594</u>
Balance at 30 June 2012	4,229,310	72,284	4,301,594

**THE FORSTER FOUNDATION FOR DRUG REHABILITATION INCORPORATED**  
**Notes to the financial statements**  
**30 June 2012**

**Note 7. Current liabilities - trade and other payables**

	2012	2011
	\$	\$
Trade payables	22,894	27,996
Other payables	28,865	1,188
	<u>51,759</u>	<u>29,184</u>

**Note 8. Current liabilities - provisions**

	2012	2011
	\$	\$
Annual leave	49,914	49,403
Long service leave	35,654	-
Continuous service leave	15,010	9,727
	<u>100,578</u>	<u>59,131</u>

**Note 9. Current liabilities - other**

	2012	2011
	\$	\$
Accrued expenses	22,032	12,676
Grant liabilities	-	46,000
	<u>22,032</u>	<u>58,676</u>

**Note 10. Non-current liabilities - provisions**

	2012	2011
	\$	\$
Long service leave	<u>12,137</u>	<u>41,681</u>



**THE FORSTER FOUNDATION FOR DRUG REHABILITATION INCORPORATED**  
**Notes to the financial statements**  
**30 June 2012**

**Note 11. Equity – accumulated funds**

	2012	2011
	\$	\$
Accumulated funds at the beginning of the financial year	5,241,704	4,974,746
Surplus for the year	<u>48,545</u>	<u>266,958</u>
Accumulated funds at the end of the financial year	<u><u>5,290,249</u></u>	<u><u>5,241,704</u></u>

**Note 12. Events occurring after the reporting date**

No matter or circumstance has arisen since 30 June 2012 that has significantly affected, or may significantly affect the Association's operations, the results of those operations, or the Association's state of affairs in future financial years.

**THE FORSTER FOUNDATION FOR DRUG REHABILITATION INCORPORATED**  
**Management Committee's declaration**

In the Management Committee's opinion:

- the Association is not a reporting entity because there are no users dependent on general purpose financial statements. Accordingly, as described in note 1 to the financial statements, the attached special purpose financial statements have been prepared for the purposes of complying with the Northern Territory Associations Act and associated regulations;
- the attached financial statements and notes thereto comply with the Accounting Standards as described in note 1 to the financial statements;
- the attached financial statements and notes thereto give a true and fair view of the Association's financial position as at 30 June 2012 and of its performance for the financial year then ended.
- there are reasonable grounds to believe that the Association will be able to pay its debts as and when they become due and payable.

On behalf of the Management Committee

*Signed by Nicola Leather - Vice Chair  
in the absence  
of Dr. R. Parker*

Dr Robert Parker  
Chairperson

29 October 2012  
Darwin N

*[Handwritten signature]*

*29/10/12*

*[Handwritten signature]*  
Gerry West  
Treasurer



Tel: +61 8 8981 7066  
Fax: +61 8 8981 7493  
www.bdo.com.au

72 Cavenagh St  
Darwin NT 0800  
GPO Box 4640 Darwin NT 0801  
Australia

## INDEPENDENT AUDITOR'S REPORT

To the members of The Forster Foundation for Drug Rehabilitation Incorporated

### Report on Financial Report

We have audited the accompanying financial report being a special purpose financial report of The Forster Foundation for Drug Rehabilitation Incorporated ("the Association"), which comprises the statement of financial position as at 30 June 2012, the statement of comprehensive income and statement of changes in equity for the year then ended, notes comprising a summary of significant accounting policies and the Committee Members' declaration.

#### *Committee Members' Responsibility for the Financial Report*

The Committee Members of The Forster Foundation for Drug Rehabilitation Incorporated are responsible for the preparation and fair presentation of the financial report, and have determined that the basis of preparation described in Note 1 to the financial report, is appropriate to meet the requirements of the *Northern Territory Associations Act* ("the Act") and is appropriate to meet the needs of the members. The Committee Members' responsibilities also includes such internal control as the Committee Members determine is necessary to enable the preparation and fair presentation of a financial report that is free from material misstatement, whether due to fraud or error.

#### *Auditor's Responsibility*

Our responsibility is to express an opinion on the financial report based on our audit. We have conducted our audit in accordance with Australian Auditing Standards. Those standards require that we comply with relevant ethical requirements relating to audit engagements and plan and perform the audit to obtain reasonable assurance whether the financial report is free from material misstatement.

An audit involves performing procedures to obtain audit evidence about the amounts and disclosures in the financial report. The procedures selected depend on the auditor's judgment, including the assessment of the risks of material misstatement of the financial report, whether due to fraud or error. In making those risk assessments, the auditor considers internal control relevant to the entity's preparation and fair presentation of the financial report in order to design audit procedures that are appropriate in the circumstances, but not for the purpose of expressing an opinion on the effectiveness of the entity's internal control. An audit also includes evaluating the appropriateness of accounting policies used and the reasonableness of accounting estimates made by the Committee Members, as well as evaluating the overall presentation of the financial report.

We believe that the audit evidence we have obtained is sufficient and appropriate to provide a basis for our audit opinion.

**Independence**

In conducting our audit, we have complied with the independence requirements of the Australian professional accounting bodies.

**Opinion**

In our opinion the financial report presents fairly, in all material respects, the financial position of The Forster Foundation for Drug Rehabilitation Incorporated as at 30 June 2012, and its financial performance for the year then ended in accordance with the financial reporting requirements of *Northern Territory Associations Act*.

**Basis of Accounting**

Without modifying our opinion, we draw attention to Note 1 to the financial report, which describes the basis of accounting. The financial report has been prepared for the purpose of fulfilling the Committee Members' financial responsibilities to meet the requirements of *Northern Territory Associations Act*. As a result, the financial report may not be suitable for another purpose.

BDO

BDO Audit (NT)

X      H      

---

C J Sciacca  
Partner

Darwin: 30 October 2012



Tel: +61 8 8981 7066  
 Fax: +61 8 8981 7493  
 www.bdo.com.au

77 Cavenagh St  
 Darwin NT 0800  
 GPO Box 4640 Darwin NT 0801  
 Australia

**COMPILATION REPORT TO THE FORSTER FOUNDATION  
 FOR DRUG REHABILITATION INCORPORATED**

We have compiled the accompanying Special Purpose Detailed Income Statement per individual program of The Forster Foundation for Drug Rehabilitation Incorporated, for the year ended 30 June 2012 [on pages 19 to 31]. The Special Purpose Detailed Income Statement has been prepared for the purpose of providing the results of operation of individual grant funded program to comply with the terms and conditions of the funding agreement.

**The Responsibility of Management Committee**

The management committee of The Forster Foundation for Drug Rehabilitation Incorporated are solely responsible for the information contained in the Special Purpose Detailed Income Statement per individual program and have determined that the accrual basis of accounting used is appropriate to meet their needs and for the purpose that the Detailed Income Statement was prepared.

**Our Responsibility**

On the basis of information provided by the management committee, we have compiled the accompanying Special Purpose Detailed Income Statement per individual program in accordance with the accrual basis of accounting and APES 315 *Compilation of Financial Information*.

Our procedures use accounting expertise to collect, classify and summarise the financial information, which the management committee provided, in compiling the financial statements. Our procedures do not include verification or validation procedures. No audit or review has been performed and accordingly no assurance is expressed.

The Special Purpose Detailed Income Statement per individual program was compiled exclusively for the benefit of the management committee. We do not accept responsibility to any other person for the contents of the Special Purpose Detailed Income Statement.

*BDO*

BDO Audit (NT)

X      *H*      ✓

---

**C J Sciacca**  
 Partner

Darwin: 30 October 2012



<b>The Forster Foundation Incorporated</b> PO Box 312 Berrimah NT 0828  <b>Job Profit &amp; Loss Statement</b> July 2011 through June 2012		
Account Name	Selected Period	Year to Date
01/2012	GIA-NTG Rehab 11/12	
Income		
GIA/Residential Rehabilitation	\$401,684.48	\$401,684.48
Interest Received/Earned	\$2,989.65	\$2,989.65
Miscellaneous Income	\$44.32	\$44.32
Total Income	\$404,718.45	\$404,718.45
Expense		
Advertising/Promotion	\$2,596.23	\$2,596.23
Audit/Accountant	\$3,971.99	\$3,971.99
Bank Fees	\$358.64	\$358.64
Depreciation - building	\$0.00	\$0.00
Memberships/Subscriptions	\$862.45	\$862.45
Postage & Shipping	\$109.96	\$109.96
Office Consumables	\$2,608.25	\$2,608.25
Website Development Expenses	\$109.42	\$109.42
Furniture and fittings<\$5000	\$1,330.35	\$1,330.35
Program Equipment <\$5000	\$228.60	\$228.60
Equipment R & M	\$1,000.00	\$1,000.00
Software Expenses	\$6,479.47	\$6,479.47
Building R & M	\$937.35	\$937.35
Electricity	\$9,022.65	\$9,022.65
Water	\$3,452.09	\$3,452.09
Sewerage	\$3,147.84	\$3,147.84
Gas	\$468.08	\$468.08
Rates	\$384.83	\$384.83
Telephone/ISP	\$5,179.83	\$5,179.83
Pest Control	\$12.39	\$12.39
Other services	\$1,225.52	\$1,225.52
Vehicle Running Costs	\$5,087.28	\$5,087.28
Workers' Comp Insurance	\$8,039.65	\$8,039.65
Insurance/Public Liability	\$3,473.33	\$3,473.33
Insurance -Voluntary Workers	\$29.42	\$29.42
Insurance/Fidelity Guarantee	\$534.86	\$534.86
Insurance/Business Pack	\$11,041.94	\$11,041.94
Insurance/Motor Vehicle	\$147.43	\$147.43
Program Activities/Resources	\$1,959.18	\$1,959.18
Residents Consumables	\$0.00	\$0.00
Residents Groceries	\$34,765.82	\$34,765.82
External Team Sports Activity	\$1,130.18	\$1,130.18

<b>The Forster Foundation Incorporated</b> <i>PO Box 312</i> <i>Berrimah NT 0828</i>		
<b>Job Profit &amp; Loss Statement</b> July 2011 through June 2012		
Account Name	Selected Period	Year to Date
01/2012	GIA-NTG Rehab 11/12	
Staff Trg/Specialist Consultan	\$40.95	\$40.95
Training Travel/Accom Exp	\$719.02	\$719.02
Wages & Salaries	\$262,173.55	\$262,173.55
Superannuation	\$24,382.78	\$24,382.78
Staffing Expenses/Amenities	\$5,767.04	\$5,767.04
Spec Consult/Admin/IT	\$615.19	\$615.19
Spec Consult/Admin/Financial	\$1,623.22	\$1,623.22
Spec Consult/Admin/Legal & IR	\$172.38	\$172.38
Total Expense	\$405,189.16	\$405,189.16
Net Profit (Loss)	(\$470.71)	(\$470.71)

<b>The Forster Foundation Incorporated</b> PO Box 312 Berrimah NT 0828  <b>Job Profit &amp; Loss Statement</b> July 2011 through June 2012		
Account Name	Selected Period	Year to Date
02/2012	FGF- NIDS Extension 11/12	
Income		
NIDS/Extension Grant	\$178,350.00	\$178,350.00
Interest Received/Earned	\$1,742.77	\$1,742.77
Total Income	\$180,092.77	\$180,092.77
Expense		
Audit/Accountant	\$2,660.24	\$2,660.24
Bank Fees	\$168.76	\$168.76
Memberships/Subscriptions	\$341.32	\$341.32
Postage & Shipping	\$50.76	\$50.76
Office Consumables	\$1,242.32	\$1,242.32
Equipment R & M	\$0.00	\$0.00
Building R & M	(\$10.01)	(\$10.01)
Electricity	\$1,600.75	\$1,600.75
Water	\$3,054.80	\$3,054.80
Sewerage	\$2,914.38	\$2,914.38
Gas	\$216.02	\$216.02
Rates	\$177.62	\$177.62
Telephone/ISP	\$2,403.50	\$2,403.50
Pest Control	\$5.73	\$5.73
Other services	\$565.20	\$565.20
Vehicle Running Costs	\$5,254.35	\$5,254.35
Workers' Comp Insurance	\$2,109.19	\$2,109.19
Insurance/Public Liability	\$1,602.92	\$1,602.92
Insurance -Voluntary Workers	\$11.65	\$11.65
Insurance/Fidelity Guarantee	\$244.73	\$244.73
Insurance/Business Pack	\$5,417.11	\$5,417.11
Insurance/Motor Vehicle	\$53.95	\$53.95
Program Activities/Resources	\$1,539.62	\$1,539.62
Medical Expenses	\$9,196.19	\$9,196.19
Residents Groceries	\$3,975.00	\$3,975.00
Residents Newspapers	\$562.02	\$562.02
Wages & Salaries	\$123,183.69	\$123,183.69
Superannuation	\$10,836.79	\$10,836.79
Staffing Expenses/Amenities	\$0.00	\$0.00
Spec Consult/Admin/Legal & IR	\$79.57	\$79.57
Total Expense	\$179,458.17	\$179,458.17
Net Profit (Loss)	\$634.60	\$634.60

<b>The Forster Foundation Incorporated</b> PO Box 312 Berrimah NT 0828  <b>Job Profit &amp; Loss Statement</b> July 2011 through June 2012		
Account Name	Selected Period	Year to Date
09/2012	Co-Morbidity 11/12	
<b>Income</b>		
Comorbidity Improved Srv Grant	\$129,000.00	\$129,000.00
<b>Total Income</b>	<b>\$129,000.00</b>	<b>\$129,000.00</b>
<b>Expense</b>		
Audit/Accountant	\$2,949.95	\$2,949.95
Workers' Comp Insurance	\$1,631.42	\$1,631.42
Program & Events Travel/Accom	\$981.82	\$981.82
Staff Trg/Specialist Consultan	\$4,900.73	\$4,900.73
Training Travel/Accom Exp	\$10,222.48	\$10,222.48
Wages & Salaries	\$95,228.14	\$95,228.14
Superannuation	\$7,046.59	\$7,046.59
Staffing Expenses/Amenities	\$1,130.13	\$1,130.13
Spec Consult/Admin/IT	\$3,215.93	\$3,215.93
Spec Consult/Admin/Financial	\$287.64	\$287.64
Database Development	\$2,272.29	\$2,272.29
<b>Total Expense</b>	<b>\$129,867.12</b>	<b>\$129,867.12</b>
<b>Net Profit (Loss)</b>	<b>(\$867.12)</b>	<b>(\$867.12)</b>



<b>The Forster Foundation Incorporated</b> PO Box 312 Berrimah NT 0828  <b>Job Profit &amp; Loss Statement</b> July 2011 through June 2012		
Account Name	Selected Period	Year to Date
10/2012	NT-DHF Withdrawal 11/12	
Income		
GIA/Withdrawal Services	\$58,027.20	\$58,027.20
Interest Received/Earned	\$455.17	\$455.17
Miscellaneous Income	\$6.82	\$6.82
Total Income	\$58,489.19	\$58,489.19
Expense		
Advertising/Promotion	\$399.41	\$399.41
Audit/Accountant	\$912.40	\$912.40
Bank Fees	\$54.10	\$54.10
Depreciation - building	\$0.00	\$0.00
Memberships/Subscriptions	\$133.84	\$133.84
Postage & Shipping	\$16.91	\$16.91
Office Consumables	\$413.63	\$413.63
Website Development Expenses	\$14.62	\$14.62
Furniture and fittings<\$5000	\$147.71	\$147.71
Program Equipment <\$5000	\$23.20	\$23.20
Equipment R & M	\$783.45	\$783.45
Software Expenses	\$410.15	\$410.15
Building R & M	\$4,033.70	\$4,033.70
Electricity	\$1,461.98	\$1,461.98
Water	\$684.95	\$684.95
Sewerage	\$638.12	\$638.12
Gas	\$70.63	\$70.63
Rates	\$59.21	\$59.21
Telephone/ISP	\$798.75	\$798.75
Pest Control	\$1.91	\$1.91
Other services	\$188.35	\$188.35
Vehicle Running Costs	\$1,166.53	\$1,166.53
Workers' Comp Insurance	\$1,240.99	\$1,240.99
Insurance/Public Liability	\$534.40	\$534.40
Insurance -Voluntary Workers	\$4.26	\$4.26
Insurance/Fidelity Guarantee	\$82.00	\$82.00
Insurance/Business Pack	\$1,258.87	\$1,258.87
Insurance/Motor Vehicle	\$17.94	\$17.94
Program Activities/Resources	\$301.24	\$301.24
Residents Groceries	\$5,070.70	\$5,070.70
Residents Newspapers	\$0.00	\$0.00



<b>The Forster Foundation Incorporated</b> <i>PO Box 312</i> <i>Berrimah NT 0828</i>		
<b>Job Profit &amp; Loss Statement</b> July 2011 through June 2012		
Account Name	Selected Period	Year to Date
10/2012	NT-DHF Withdrawal 11/12	
External Team Sports Activity	\$170.40	\$170.40
Wages & Salaries	\$30,225.19	\$30,225.19
Superannuation	\$3,386.49	\$3,386.49
Tfr to Provisions/Employee Ent	\$2,410.71	\$2,410.71
Staffing Expenses/Amenities	\$819.61	\$819.61
Spec Consult/Admin/IT	\$654.20	\$654.20
Spec Consult/Admin/Financial	\$468.77	\$468.77
Spec Consult/Admin/Legal & IR	\$26.51	\$26.51
Total Expense	\$59,085.83	\$59,085.83
Net Profit (Loss)	(\$596.64)	(\$596.64)

<b>The Forster Foundation Incorporated</b> PO Box 312 Berrimah NT 0828  <b>Job Profit &amp; Loss Statement</b> July 2011 through June 2012		
Account Name	Selected Period	Year to Date
11/2012	Alcohol Reform 11/2012	
<b>Income</b>		
Alcohol reform	\$196,752.03	\$196,752.03
Interest Received/Earned	\$1,517.15	\$1,517.15
Miscellaneous Income	\$22.73	\$22.73
<b>Total Income</b>	<b>\$198,291.91</b>	<b>\$198,291.91</b>
<b>Expense</b>		
Advertising/Promotion	\$2,779.67	\$2,779.67
Audit/Accountant	\$1,200.00	\$1,200.00
Bank Fees	\$166.20	\$166.20
Memberships/Subscriptions	\$215.61	\$215.61
Postage & Shipping	\$56.39	\$56.39
Office Consumables	\$1,377.94	\$1,377.94
Website Development Expenses	\$48.73	\$48.73
Furniture and fittings <\$5000	\$492.42	\$492.42
Program Equipment <\$5000	\$96.12	\$96.12
Software Expenses	\$1,367.76	\$1,367.76
Building R & M	(\$11.14)	(\$11.14)
Electricity	\$5,350.06	\$5,350.06
Water	\$2,283.17	\$2,283.17
Sewerage	\$2,127.10	\$2,127.10
Gas	\$235.47	\$235.47
Rates	\$197.35	\$197.35
Telephone/ISP	\$2,760.90	\$2,760.90
Pest Control	\$6.36	\$6.36
Other services	\$627.92	\$627.92
Vehicle Running Costs	\$3,720.46	\$3,720.46
Workers' Comp Insurance	\$4,357.60	\$4,357.60
Insurance/Public Liability	\$1,783.00	\$1,783.00
Insurance/Fidelity Guarantee	\$257.59	\$257.59
Insurance/Business Pack	\$2,900.77	\$2,900.77
Insurance/Motor Vehicle	\$61.33	\$61.33
Program Activities/Resources	\$545.66	\$545.66
Residents Consumables	\$632.69	\$632.69
Residents Groceries	\$17,467.63	\$17,467.63
Residents Newspapers	\$0.00	\$0.00
External Team Sports Activity	\$1,060.97	\$1,060.97
Staff Trg/Specialist Consultan	\$21.00	\$21.00
Training Travel/Accom Exp	\$368.73	\$368.73

<b>The Forster Foundation Incorporated</b> <i>PO Box 312</i> <i>Berrimah NT 0828</i>		
<b>Job Profit &amp; Loss Statement</b> <i>July 2011 through June 2012</i>		
Account Name	Selected Period	Year to Date
11/2012	Alcohol Reform 11/2012	
Wages & Salaries	\$127,661.32	\$127,661.32
Superannuation	\$11,240.49	\$11,240.49
Spec Consult/Admin/IT	\$2,245.66	\$2,245.66
Spec Consult/Admin/Financial	\$1,574.25	\$1,574.25
Spec Consult/Admin/Legal & IR	\$88.40	\$88.40
Total Expense	\$197,365.58	\$197,365.58
Net Profit (Loss)	\$926.33	\$926.33

<b>The Forster Foundation Incorporated</b> <i>PO Box 312</i> <i>Berrimah NT 0828</i>		
<b>Job Profit &amp; Loss Statement</b> July 2011 through June 2012		
Account Name	Selected Period	Year to Date
12/2012	NT-DHF #2 Withdawal 11/12	
Income		
NT DHF/Withdrawal #2	\$198,508.29	\$198,508.29
Interest Received/Earned	\$1,289.57	\$1,289.57
Miscellaneous Income	\$19.32	\$19.32
Total Income	\$199,817.18	\$199,817.18
Expense		
Advertising/Promotion	\$1,131.68	\$1,131.68
Audit/Accountant	\$2,309.36	\$2,309.36
Bank Fees	\$140.42	\$140.42
Memberships/Subscriptions	\$184.18	\$184.18
Postage & Shipping	\$47.97	\$47.97
Office Consumables	\$1,176.95	\$1,176.95
Website Development Expenses	\$41.42	\$41.42
Furniture and fittings<\$5000	\$418.54	\$418.54
Program Equipment <\$5000	\$69.07	\$69.07
Equipment R & M	\$2,090.13	\$2,090.13
Software Expenses	\$1,162.92	\$1,162.92
Building R & M	(\$9.46)	(\$9.46)
Electricity	\$5,670.45	\$5,670.45
Water	\$1,940.63	\$1,940.63
Sewerage	\$1,808.04	\$1,808.04
Gas	\$200.12	\$200.12
Rates	\$167.74	\$167.74
Telephone/ISP	\$2,346.23	\$2,346.23
Pest Control	\$5.40	\$5.40
Other services	\$533.62	\$533.62
Vehicle Running Costs	\$3,064.09	\$3,064.09
Workers' Comp Insurance	\$3,704.01	\$3,704.01
Insurance/Public Liability	\$1,515.55	\$1,515.55
Insurance/Fidelity Guarantee	\$218.95	\$218.95
Insurance/Business Pack	\$3,838.41	\$3,838.41
Insurance/Motor Vehicle	\$52.14	\$52.14
Program Activities/Resources	\$876.50	\$876.50
Residents Groceries	\$16,829.81	\$16,829.81
External Team Sports Activity	\$465.77	\$465.77
Wages & Salaries	\$125,690.31	\$125,690.31
Superannuation	\$10,836.79	\$10,836.79
Tfr to Provisions/Employee Ent	\$3,375.00	\$3,375.00

<p style="text-align: center;"><b>The Forster Foundation Incorporated</b>                      PO Box 312                      Berrimah NT 0828</p> <p style="text-align: center;"><b>Job Profit &amp; Loss Statement</b>                      July 2011 through June 2012</p>		
Account Name	Selected Period	Year to Date
12/2012	NT-DHF #2 Withdawal 11/12	
Staffing Expenses/Amenities	\$5,449.98	\$5,449.98
Spec Consult/Admin/IT	\$1,628.37	\$1,628.37
Spec Consult/Admin/Financial	\$1,344.35	\$1,344.35
Spec Consult/Admin/Legal & IR	\$75.14	\$75.14
Total Expense	\$200,400.58	\$200,400.58
Net Profit (Loss)	(\$583.40)	(\$583.40)



<p style="text-align: center;"><b>The Forster Foundation Incorporated</b>  <i>PO Box 312</i>  <i>Berrimah NT 0828</i></p> <p style="text-align: center;"><b>Job Profit &amp; Loss Statement</b>  <i>July 2011 through June 2012</i></p>		
Account Name	Selected Period	Year to Date
CBF 01/12	CBF 2012	
Income		
Community Benefit Fund Grants	\$5,500.00	\$5,500.00
Miscellaneous Income	\$590.00	\$590.00
Total Income	\$6,090.00	\$6,090.00
Expense		
Furniture and fittings<\$5000	\$1,045.45	\$1,045.45
Building R & M	\$4,590.00	\$4,590.00
Total Expense	\$5,635.45	\$5,635.45
Net Profit (Loss)	\$454.55	\$454.55



<b>The Forster Foundation Incorporated</b>			
<i>PO Box 312 Berrimah NT 0828</i>			
<b>Job Profit &amp; Loss Statement</b>			
<i>July 2011 through June 2012</i>			
<b>Account Name</b>	<b>Selected Period</b>	<b>Year to Date</b>	
Gam05	Gambling Awareness Week		
<b>Income</b>			
One/Off Minor Grants		\$150.00	\$150.00
Total Income		\$150.00	\$150.00
<b>Expense</b>			
Residents Groceries		\$150.00	\$150.00
Total Expense		\$150.00	\$150.00
Net Profit (Loss)		\$0.00	\$0.00