



banyan house

Staff are the Runners Up for the Administrators Medal



Annual Report 2021 - 2022



Staff (Rose and Anna) Receive Industry Awards AADANT

The Forster Foundation for Drug
Rehabilitation Incorporated.
Trading as **Banyan House**

Phone: (08) 8942 7400

Fax: (08) 8947 1093

Email: admin@banyanhouse.org.au

Web: www.banyanhouse.org.au

16 Beaton Road, Berrimah, NT 0828

PO Box 312 Berrimah NT 0829

ABN 22 212 785 773

ADDICTION is
giving up EVERYTHING
for ONE THING.
RECOVERY is
giving up ONE THING
for EVERYTHING.

Gratitude
helps you
fall in love
with the
life you
Already have



Acknowledgements

The Forster Foundation for Drug Rehabilitation Inc. operates on Larrakia country. We acknowledge the Larrakia people as the Traditional Owners of the Darwin region and pay our respects to Larrakia elders past and present. We are committed to a positive future for the Aboriginal community.”

The Forster Foundation would like to acknowledge the Australian Government Department of Health for their financial support under the Non-Government Organisation Treatment Grants Program and the Substance Misuse Service Delivery Grant; as well as the Northern Territory Government Department of Health for their financial support under the Alcohol and Other Drugs Residential Rehabilitation Project.

We also wish to acknowledge the invaluable input from individual Board Members and specifically all the staff of Banyan House for their dedication and hard work towards providing the services and delivering the various programs to our residents.

Banyan House

Our Vision

To lead the way in rehabilitation - developing emotionally strong, healthy individuals, families and communities free from the effects of substance misuse.

Our Mission

To understand and reduce the harm to people, families and communities caused by substance misuse and any co-occurring mental health disorders.

Our Values

Community

Encompassing collaboration, participation and fellowship with others.

Respect

Prejudice free consideration of the rights, values and beliefs of all people.

Transparency

Openness in relation to the decisions affecting others and any limitations on such decisions.

Self-Improvement

To be the best we can be.

Contents:

Forster Foundation Board Members 2021 - 2022	5
Staff Members 2021 - 2022	6
Chair's Report.....	7
CEO's Report.....	8
The Therapeutic Community Program	10
Testimonials	11
Intake and Assessment	13
Audited Financials.....	15

Forster Foundation Board Members 2021 - 2022

Chairperson	Associate Professor Doctor Robert Parker
Deputy Chairperson	Vacant
Treasurer	Ms. Jyoti Vemuri
Acting Secretary	Vacant
Public Officer	Mr. Peter Boyce
Ordinary Board Member	Ms Marybeth Pereira
Ordinary Board Member	Ms. Ekaterina Katras
Ordinary Board Member	Mr Andrew Harris
Ordinary Board Member	Mr Patrick Goda

Staff Members 2021 - 2022

Chief Executive Officer	Philip Blunt
Program Manager	Rose Dos Reis
Intake and Assessment Manager	Dorian Goodall
QIP & Compliance	Karyn Britza
TC Admin Coordinator	Joeanne Alvite
Book Keeping	Book Keeping Services NT Pty Ltd
Therapeutic Community Key Worker	Yolanda Chirema
Therapeutic Community Key Worker	Domi Kabangu
Therapeutic Community Key Worker	Michael Pulu
Therapeutic Community Support Worker	Anna Lewin
Therapeutic Community Support Worker - Part time	Ian Briggs
Therapeutic Community Support Worker - Part time	Emmanuel Badidike
Therapeutic Community Support Worker - Part time	John Mulbah (Resigned June 2022)
Therapeutic Community Support Worker – Part time	Gurpreet Singh
Therapeutic Community Support Worker – Casual	Theresa Edwards (Resigned)

Chair's Report

2022 has continued to be a challenging year for the Foundation in managing its normal business in the context increasing budgetary restrictions. It continues to be a significant tribute to the management, staff and clients of Banyan House that the Foundation's activities and success with rehabilitation continue in this context.

The recent success of Foundation clinicians at the AADANT awards with Rose being awarded the NT AOD Worker of the year and Anna awarded the Developing Practice Award. Emphasizing the very high quality and dedication of the staff and the ensuing contribution that they make to the recovery of individuals afflicted by severe substance abuse and dependence.

I wish again to pay tribute to Phil Blunt and his leadership team who have managed to create an enthusiastic and welcoming environment within Banyan House despite the ongoing difficulties with funding restriction. I would also like to pay tribute to Board members who continue to assist me in making a significant contribution to the Foundation Board governance process.

Best wishes

Associate Professor Doctor Robert Parker
Forster Foundation Board Chair

CEO's Report

It is my great pleasure to welcome you to the Forster Foundation for Drug Rehabilitation Inc. Annual Report. This is my 5th Annual Report. Banyan House continues to offer an incredible program to

Funding

No increase in funding, put simply, Banyan House will not have had an increase in funding for 15 years. This is totally unsustainable. The staffing levels cannot be reduced any further. To do so would see the program compromised.

The Chair, Rob Parker and myself have met with the Minister of Health (and now Chief Minister) to express our concerns, the information given to the Minister was also sent to the NT Department of Health with no response.

With the wage increase of 4.6% and superannuation increasing another 0.5% we can no longer work with in the budget. The sector as a whole have put submissions to the Government. The NT Department of Health have communicated that they will be submitting a proposal to Treasury. On a positive note the Commonwealth has linked our funding to CPI into the future, this is about 15% of our funding.

Staffing

I thank the staff for their continuing dedication to the residents at Banyan House. They work closely together, looking out for each other, offering peer support to colleagues. They are professional and approachable, helping residents improve and grow to realise their potential.

With the reduced staff due to continued underfunding, we are having to cover staff absences due to annual leave or personal leave, some days with only a couple of staff for the day. The staff continue the program without any fuss. However, I am aware that the team are starting to feel the effects of burnout, encouraging them to take a few days off.

The staff at Banyan House continue to be amazing. They are dedicated to improving and helping the residents and each other. We are extremely fortunate to have such an amazing crew.

COVID-19 and Banyan House – ongoing

The pandemic continues to have an effect on the organisation. We have had staff testing positive to COVID, reducing the staff we have in house every day. Staff are also being encouraged to use their annual leave, again this reduces the staff we have to work with the residents.

We have not seen any of our residents with COVID and continue to test new residents on entry.

Testing has been an expense we thought the government would help with, but this has not happened. We initially source COVID tests, ensuring new residents are tested before entering the program and to allow unwell staff to test at home. We



also make the tests readily available to residents should they feel unwell. Recently we used the last of these tests and started to look for affordable options. The Director of Precision Group NT (Mr Chris Kantros) visited Banyan House and donated COVID tests. This was excellent timing and has been greatly appreciated by both residents and staff.

Training and development

Banyan House continues to encourage staff to update their skills and attend networking events. Due to the small staff, we try and ensure all staff that want to take up the opportunities have access.

Our association, AADANT, is working closely with staff to assist with education in this sector by coordinating training opportunities.

Visits

During the past 12 months we have seen our visits reduced, having visits from: AOD staff from various organisations; NAAJA; AOD NT Department of Health; Kalano Association (Katherine); CAAAPU (Alice Springs); ISACNT; NT PHN; GTNT; CDU; Territory Families; Danila Dilba; AADANT; Catholic Care; the Commonwealth Department of Health and visits from other associated services.

Upgrades and improvements

This year we have seen a number of small grants from the Community Benefits Fund., allowing the painting of all the resident rooms.

Quality Improvement and Accreditation

Banyan House continues to be accredited with QIP (Quality Innovation Performance) to the QIC Health and Community Services Standards, 7th Edition. We also undertook and passes accreditation to the Australasian Therapeutic Communities Association Standards, 3rd Edition through QIP.

This year we have seen minor changes to our staff, the core group continue to meet the challenges of their clients, encouraging them to become the best person they can. Banyan House has an amazing, dedicated team of professionals and I would like to again thank them for their tireless effort in assisting our residents on their wellness journey.

Finally, I would like to thank the Board for their ongoing support they have given to the team at Banyan House.

Philip Blunt
CEO

The Therapeutic Community Program

During this year, Banyan House has had some significant changes and improvements to our residential program by continuing to improve our processes and procedures.

We have continued our working relationship with YWCA, providing a program of physical activities to our service, which residents can continue after leaving Banyan House.

Danila Dilba Aftercare engage with all our residents, with Indigenous residents able to continue ongoing care related to their AOD issues after leaving Banyan House.

We have continued our relationship with 'Yoga Australia', who facilitate beginner Yoga classes, which encourages relaxation, mindfulness and self-care after program disengagement.

Alcoholics Anonymous attend at our facility once a fortnight to facilitate a testimonies meeting, and all residents attend Narcotics Anonymous video conference weekly. Residents have access via referral pathways to agencies such as Carers NT, Top End Mental Health, Headspace, Head to Health and EASA.

Living skills are an integral element of the everyday treatment program in a therapeutic community, with participants experiencing a variety of community responsibilities such as cooking, gardening, domestic cleanliness and maintenance skills. Opportunity to learn and practice new communication and social skills, positive interactions and the development of emotional and social maturity are offered through Assertion Groups, Feedback Groups, and Group Therapy sessions. Social responsibilities (including debt management, child support responsibilities and fine repayment plans) and linkages with external support, formulate the workflow toward individual treatment plan goals and case management activities. Referral to ongoing self-help groups are facilitated on site through Alcoholics Anonymous/Narcotics Anonymous presentations, and other external healthy lifestyle options. People can continue to access these services well after they cease engagement with Banyan House.



Our programs included:

- Facilitated work skills programs
- Co-managed Residential AOD Withdrawal
- Integrated Therapy for comorbid mental illness
- On-site counselling and facilitated access to external counselling/psychology services
- Group Therapy, including gender specific group and psych educational groups

- Visiting GP service
- Clinical Assessments
- Family inclusive practice with family support
- Legal and Court Reports
- Relapse prevention program
- Yoga
- Boot Camp/ Water Aerobics
- Art Therapy



Through the last year there have been many highlights for our residents. We participated in the Danila Dilba World No Tobacco Touch Carnival, NAIDOC march, we celebrated Harmony day, and International Woman’s Day.

Banyan House are also active in AOD policy discussions and ongoing research projects.



We continue to offer past residents who had successfully completed the program, to engage with Banyan House once a week as part of aftercare. Through the past year we had a number of past residents who returned to visit staff and shared their recovery stories to our residents.

Rose Dos Reis
Program Manager

Testimonials

“My Journey through Banyan House to me seemed that I had to give all I had in order to receive what I needed to recover. I began to work the ground by pulling up the weeds, planting new plants and creating a therapeutic environment. This will not only help my life it would also help the lives of the other members of the community. Although I encountered many challenges along the way the way, such as trying to grasp the concepts I was introduced to in the education with Domi and Matrix with Yolanda, I did manage to learn to the best of my abilities these helpful concepts which are strategies I now know how to use in the right manner”.- Paul, 34yrs.



“As a person I have grown in various ways, my resilience, perspective, patience and confidence have all developed as a result of Banyan House. Through the classes Domi has presented I have gained the means to change how I feel and react by using a concept known as CBT. I am now able to challenge my thoughts that are negative and by using this I have realized that I’m at a place in my recovery where I am confident to go out in the world without fear of relapse” - R.T, 22yrs.



Intake and Assessment

It has been another busy year for the Banyan House team supporting individuals and their families experiencing substance misuse and co-occurring mental health disorders.

Referrals have been received from a wide range of services and settings including self-referrals, family and friends, medical practitioners, residential and non-residential AOD services, community corrections, lawyers, employers and government departments such as Territory Families.

Collaborative support of mutual clients has continued with services and agencies such as the Alcohol and Other Drugs Service, the team at Stringybark inpatient unit, Community Corrections as well as family and friends of those experiencing substance misuse. We thank them for their continued support.

Assessments

Male	122
Female	48
Total assessments	170

Residential rehabilitation

Male	58
Female	27
Total	85

Days stayed

Shortest	1
Longest	140 (twice)

Principal substance of concern

	2020/21	2020/21 %	2021/22	2021/22 %
Methamphetamine	95	36%	109	41%
Alcohol	108	40%	92	35%
Cannabis	52	20%	55	20%
Opioids	5	2%	4	1.5%
Benzodiazepine	1	<1%	2	<1%
Other	5	2%	4	1.5%

Source of referral

Self-referral	106
Community Corrections	42
Lawyer/prison	52
Family or friend	29
Residential drug and alcohol treatment unit	20
Other	17
Total	266

Dorian Goodall
Intake and Assessment Manager

Audited Financials

THE FORSTER FOUNDATION FOR DRUG
REHABILITATION INCORPORATED

General Purpose Financial Statements

ABN 22 212 785 773

Financial Report - 30 June 2021

THE FORSTER FOUNDATION FOR DRUG REHABILITATION INCORPORATED

ABN: 22 212 785 773

GENERAL PURPOSE FINANCIAL REPORT

For the Year Ended 30 June 2022

THE FORSTER FOUNDATION FOR DRUG REHABILITATION INCORPORATED

ABN: 22 212 785 773

**GENERAL PURPOSE FINANCIAL REPORT
FOR THE YEAR ENDED 30 JUNE 2022**

TABLE OF CONTENTS

Committee Report	1
Auditor's Independence Declaration	3
General Purpose Financial Statements	
Statement of Profit or Loss and Other Comprehensive Income	4
Statement of Financial Position	5
Statement of Changes in Equity	6
Statement of Cash Flows	7
Notes to and Forming Part of the Financial Statements	8
Declaration by Committee Members	26
Independent Auditor's Report	27

THE FORSTER FOUNDATION FOR DRUG REHABILITATION INCORPORATED

ABN: 22 212 785 773

COMMITTEE REPORT

The Committee Members submit the financial report of The Forster Foundation for Drug Rehabilitation Incorporated (the Foundation) for the financial year ended 30 June 2022.

OPERATING AND FINANCIAL REVIEW

The surplus from ordinary activities of the Foundation amounted to \$26,391 (2021: \$53,484).

OBJECTIVE

The objective of the Foundation is to assist in educating the public of the dangers relating to substance misuse, and to provide services aimed at the reduction in the severity and incidence of such problems in the community.

STRATEGY FOR ACHIEVING THE OBJECTIVES

The Foundation's clinical practice has been subject to similar continuous improvement since inception. The Foundation's Management Committee and staff are committed to good clinical and corporate governance and practice, all focused on assisting client's effective progress through recovery.

PRINCIPAL ACTIVITIES

The principal activities of the Foundation during the financial year were:

-to establish funds and staff and maintain specialised establishments dedicated to the care and treatment of persons with a substance addiction and to restore such people to normal activity within the community;

-to provide counselling and support services to persons affected by substance misuse;

-to liaise with and assist other authorities, working in the same general field, to educate the public of the dangers relating to substance abuse;

-to carry out research of an epidemiological or clinical nature aimed at determining the incidence and severity within the community of disability related to substance misuse, and to continually monitor and improve the effectiveness of services provided by the Foundation;

-to carry out any other activity seen by the Foundation to be consistent with its general aim and value in reducing the severity and incidence of problems related to substance misuse.

SIGNIFICANT CHANGES

There were no significant changes in the nature of the activities of the Foundation during the year.

EVENTS SUBSEQUENT TO REPORTING DATE

There has not arisen in the interval between the end of the financial year and the date of this report any matter or circumstance that has significantly affected or may significantly affect the operations of the Foundation, the results of those operations, or the state of affairs of the Foundation, in future financial years.

EVENTS SUBSEQUENT TO REPORTING DATE

There has not arisen in the interval between the end of the financial year and the date of this report any matter or circumstance that has significantly affected or may significantly affect the operations of the Foundation, the results of those operations, or the state of affairs of the Foundation, in future financial years.

THE FORSTER FOUNDATION FOR DRUG REHABILITATION INCORPORATED

ABN: 22 212 785 773

COMMITTEE REPORT (continued)


COMMITTEE MEMBERS

The names of the Committee Members throughout and at the end of the financial year are:

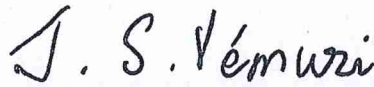
A/Prof (Dr) Robert Parker	Chairperson
Ms Jyoti Vemuri	Treasurer
Mr Peter Boyce	Public Officer
Ms Ekaterina Katras	Ordinary Member
Ms Marybeth Pereira	Ordinary Member
Mr Andrew Harris	Ordinary Member
Mr Goda Patrick	Ordinary Member, appointed 21/10/2021

Committee Members have been in office since the start of the financial year to the date of this report unless otherwise stated.

This report is made in accordance with a resolution of the Committee Members and is signed for and on behalf of the Committee by:



A/Prof (Dr) Robert Parker
Date: 12 October 2022



Ms Jyoti Vemuri
Date: 12 October 2022

The Committee
The Forster Foundation for Drug Rehabilitation Incorporated
16 Beaton Road
Berrimah NT 0828

Auditor's Independence Declaration

I declare that, to the best of my knowledge and belief, during the year ended 30 June 2022 there have been:

- (i) no contraventions of the auditor independence requirements as set out in the Northern Territory of Australia Associations Act and the *Australian Charities and Not-for-profits Commission Act 2012* in relation to the audit; and
- (ii) no contraventions of any applicable code of professional conduct in relation to the audit.

LOWRYS ACCOUNTANTS



Colin James, FCA
Registered Company Auditor

Date: 12 October 2022
Darwin

THE FORSTER FOUNDATION FOR DRUG REHABILITATION INCORPORATED

ABN: 22 212 785 773

**STATEMENT OF PROFIT OR LOSS AND OTHER COMPREHENSIVE INCOME
FOR THE YEAR ENDED 30 JUNE 2022**

	Note	2022 \$	2021 \$
Income			
Revenue from grants and contributions	2A	1,554,906	1,664,605
Residents income		144,114	147,522
Interest received	2B	3,937	6,883
Other revenue	2C	19,714	2,471
Total Contribution		<u>1,722,671</u>	<u>1,821,481</u>
Expenses			
Employee benefits expense	3A	1,216,368	1,258,350
Depreciation and amortisation	3B	44,839	47,570
Interest expense on lease liabilities	8	1,910	2,791
Other expenses	3C	433,163	459,286
Total Expenses		<u>1,696,280</u>	<u>1,767,997</u>
Net surplus for the year		26,391	53,484
Other Comprehensive income		-	-
Total comprehensive income for the year		<u>26,391</u>	<u>53,484</u>

The accompanying notes form part of these financial statements.

THE FORSTER FOUNDATION FOR DRUG REHABILITATION INCORPORATED

ABN: 22 212 785 773

**STATEMENT OF FINANCIAL POSITION
AS AT 30 JUNE 2022**

	Note	2022 \$	2021 \$
ASSETS			
Current assets			
Cash and cash equivalents	4	1,428,171	1,339,488
Trade and other receivables	5	2,762	3,982
Other current assets	6	22,559	37,903
Total current assets		<u>1,453,492</u>	<u>1,381,373</u>
Non-current assets			
Property, plant and equipment	7	4,475,849	4,489,388
Right of use assets	8	62,421	38,643
Total non-current assets		<u>4,538,270</u>	<u>4,528,031</u>
Total assets		<u>5,991,762</u>	<u>5,909,404</u>
LIABILITIES			
Current liabilities			
Trade and other payables	9	51,368	38,275
Contract liabilities	10	-	22,319
Lease liabilities	8	31,457	25,781
Provisions	11	174,357	138,597
Total current liabilities		<u>257,182</u>	<u>224,972</u>
Non-current liabilities			
Lease liabilities	8	31,741	13,992
Provisions	11	24,632	18,624
Total non-current liabilities		<u>56,373</u>	<u>32,616</u>
Total liabilities		<u>313,555</u>	<u>257,588</u>
Net Assets		<u>5,678,207</u>	<u>5,651,816</u>
ACCUMULATED FUNDS			
Retained surplus		5,002,041	4,975,650
Asset revaluation reserve	19	676,166	676,166
Total accumulated funds		<u>5,678,207</u>	<u>5,651,816</u>

The accompanying notes form part of these financial statements.

THE FORSTER FOUNDATION FOR DRUG REHABILITATION INCORPORATED

ABN: 22 212 785 773

**STATEMENT OF CHANGES IN EQUITY
FOR THE YEAR ENDED 30 JUNE 2022**

ACCUMULATED FUNDS	Retained Surplus	Revaluation Reserve	Total Equity
	\$	\$	\$
Balance at 1 July 2020	4,922,166	676,166	5,598,332
Surplus for the year	53,484	-	53,484
Other comprehensive income for the year	-	-	-
Closing Balance at 30 June 2021	4,975,650	676,166	5,651,816
Balance at 1 July 2021	4,975,650	676,166	5,651,816
Surplus for the year	26,391	-	26,391
Other comprehensive income for the year	-	-	-
Closing Balance at 30 June 2022	5,002,041	676,166	5,678,207

The accompanying notes form part of these financial statements.

THE FORSTER FOUNDATION FOR DRUG REHABILITATION INCORPORATED

ABN: 22 212 785 773

**STATEMENT OF CASH FLOWS
FOR THE YEAR ENDED 30 JUNE 2022**

	Note	2022 \$	2021 \$
Cash flows from operating activities			
Grants and contributions received		1,532,587	1,651,550
Other receipts		165,048	201,047
Interest received		5,027	5,969
Payments to suppliers and employees		(1,580,416)	(1,722,030)
Finance costs paid		(1,910)	(2,791)
Net cash flows from operating activities	17	<u>120,336</u>	<u>133,745</u>
Cash flows used in investing activities			
Acquisition of property, plant and equipment		-	(56,800)
Net cash flows used in investing activities		<u>-</u>	<u>(56,800)</u>
Cash flows used in financing activities			
Payment of lease liabilities		(31,653)	(45,905)
Net cash flows used in financing activities		<u>(31,653)</u>	<u>(45,905)</u>
Net increase in cash and cash equivalents		88,683	31,040
Cash and cash equivalents at the beginning of the year		<u>1,339,488</u>	<u>1,308,448</u>
Cash and cash equivalents at the end of the year	4	<u><u>1,428,171</u></u>	<u><u>1,339,488</u></u>

The accompanying notes form part of these financial statements.

THE FORSTER FOUNDATION FOR DRUG REHABILITATION INCORPORATED

ABN: 22 212 785 773

**NOTES TO AND FORMING PART OF THE FINANCIAL STATEMENTS
FOR THE YEAR ENDED 30 JUNE 2022**

	Page Number
Note 1: Summary of Significant Accounting Policies	9
Note 2: Revenue and Other Income	18
Note 3: Expenses	19
Note 4: Cash and Cash Equivalents	20
Note 5: Trade and Other Receivables	20
Note 6: Other Current Assets	20
Note 7: Property, Plant and Equipment	21
Note 8: Right-of-Use Assets	22
Note 9: Trade and Other Payables	22
Note 10: Contract Liabilities	23
Note 11: Provisions	23
Note 12: Capital and Leasing Commitments	23
Note 13: Contingent Liabilities and Contingent Assets	23
Note 14: Events After the Reporting Period	23
Note 15: Key Management Personnel Compensation	23
Note 16: Other Related Party Transactions	24
Note 17: Cash Flow Information	24
Note 18: Financial Risk Management	24
Note 19: Reserves	25
Note 20: Auditor's Remuneration	25

THE FORSTER FOUNDATION FOR DRUG REHABILITATION INCORPORATED

ABN: 22 212 785 773

NOTES TO AND FORMING PART OF THE FINANCIAL STATEMENTS FOR THE YEAR ENDED 30 JUNE 2022

The financial statements cover The Forster Foundation for Drug Rehabilitation Incorporated as an individual entity, incorporated and domiciled in Australia. The Forster Foundation for Drug Rehabilitation Incorporated (the Foundation) is registered under the Northern Territory *Associations Act 2003* and the *Australian Charities and Not-for-profits Commission Act 2012* (the Acts).

Principal place of business

16 Beaton Road
Berrimah NT 0828

Registered office

16 Beaton Road
Berrimah NT 0828

Note 1: Summary of Significant Accounting Policies

Basis of Preparation

The financial statements are required by the Acts and are general purpose financial statements that have been prepared in accordance with Australian Accounting Standards - Simplified Disclosures of the Australian Accounting Standards Board (AASB) and the *Australian Charities and Not-for-profits Commission Act 2012*. The Foundation is a not-for-profit entity for financial reporting purposes under Australian Accounting Standards.

Australian Accounting Standards set out accounting policies that the AASB has concluded would result in financial statements containing relevant and reliable information about transactions, events and conditions. Material accounting policies adopted in the preparation of these financial statements are presented below and have been consistently applied unless stated otherwise.

The financial statements, except for the cash flow information, have been prepared on an accrual basis and are based on historical costs, modified where applicable, by the measurement at fair value of selected non-current assets, financial assets and financial liabilities. The amounts presented in the financial statements have been rounded to the nearest dollar.

Accounting Policies

(a) Revenue

Revenue Recognition

Operating Grants, Donations and Bequests

When the Foundation receives operating grant revenue, donations or bequests, it assesses whether the contract is enforceable and has sufficiently specific performance obligations in accordance with AASB 15.

When both these conditions are satisfied, the Foundation:

- identifies each performance obligation relating to the grant;
- recognises a contract liability for its obligations under the agreement; and
- recognises revenue as it satisfies its performance obligations.

NOTES TO AND FORMING PART OF THE FINANCIAL STATEMENTS
FOR THE YEAR ENDED 30 JUNE 2022

Note 1: Summary of Significant Accounting Policies (continued)

(a) Revenue (continued)

Where the contract is not enforceable or does not have sufficiently specific performance obligations, the Foundation:

- recognises the asset received in accordance with the recognition requirements of other applicable accounting standards (for example AASB 9, AASB 16, AASB 116 and AASB 138);
- recognises related amounts (being contributions, lease liability, financial instruments, provisions, revenue or contract liability arising from a contract with a customer); and
- recognises income immediately in profit or loss as the difference between the initial carrying amount of the asset and the related amount.

Capital Grant

When the Foundation receives a capital grant, it recognises a liability for the excess of the initial carrying amount of the financial asset received over any related amounts (being contributions, lease liability, financial instruments, provisions, revenue or contract liability arising from a contract with a customer) recognised under other Australian Accounting Standards.

The Foundation recognises income in profit or loss when or as the Foundation satisfies its obligations under terms of the grant.

Interest Income

Interest income is recognised using the effective interest method.

All revenue is stated net of the amount of goods and services tax.

(b) Property, Plant and Equipment

Each class of property, plant and equipment is carried at cost or fair value as indicated, less, where applicable, accumulated depreciation and any impairment losses.

Buildings and improvements

Buildings and improvements are shown at their fair value based on periodic valuations by external independent valuers, less subsequent accumulated depreciation and any accumulated impairment losses.

In periods when the buildings and improvements are not subject to an independent valuation, the committee assess the valuations to ensure the carrying amount for the buildings and improvements is not materially different to the fair value.

Increases in the carrying amount arising on revaluation of buildings and improvements are recognised in other comprehensive income and accumulated in the revaluation surplus in equity. Revaluation decreases that offset previous increases of the same class of assets shall be recognised in other comprehensive income under the heading of revaluation account. All other decreases are recognised in profit or loss.

Any accumulated depreciation at the date of the revaluation is eliminated against the gross carrying amount of the asset and the net amount is restated to the revalued amount of the asset.

NOTES TO AND FORMING PART OF THE FINANCIAL STATEMENTS
FOR THE YEAR ENDED 30 JUNE 2022

Note 1: Summary of Significant Accounting Policies (continued)

(b) Property, Plant and Equipment (continued)

Plant and equipment

Plant and equipment are measured on the cost basis and are therefore carried at cost less accumulated depreciation and any accumulated impairment losses. In the event the carrying amount of plant and equipment is greater than the estimated recoverable amount, the carrying amount is written down immediately to the estimated recoverable amount and impairment losses are recognised either in profit or loss or as a revaluation decrease if the impairment losses relate to a revalued asset. A formal assessment of recoverable amount is made when impairment indicators are present (refer to Note 1(e) for details of impairment).

Depreciation

The depreciable amount of all fixed assets, including buildings and capitalised lease assets, is depreciated on a straight-line basis over the asset's useful life to the Foundation commencing from the time the asset is held ready for use.

The depreciation rates used for each class of depreciable assets are:

<u>Class</u>	<u>Rate</u>
Furniture and equipment	10-33½%

The assets' residual values and useful lives are reviewed and adjusted, if appropriate, at the end of each reporting period.

Gains and losses on disposals are determined by comparing the proceeds with the carrying amount. These gains and losses are recognised in profit or loss in the period in which they arise. When revalued assets are sold, amounts included in the revaluation surplus relating to that asset are transferred to retained surplus.

(c) Leases

The Foundation as lessee

At inception of a contract, the Foundation assesses if the contract is or contains a lease. If there is a lease present, a right-of-use asset and a corresponding lease liability is recognised by the Foundation where the Foundation is a lessee. However all contracts that are classified as short-term leases (leases with remaining lease term of 12 months or less) and leases of low value assets are recognised as an operating expense on a straight-line basis over the term of the lease.

Initially the lease liability is measured at the present value of the lease payments still to be paid at commencement date. The lease payments are discounted at the interest rate implicit in the lease. If this rate cannot be readily determined, the Foundation uses the incremental borrowing rate.

Lease payments included in the measurement of the lease liability are as follows:

- fixed lease payments less any lease incentives;
- variable lease payments that depend on an index or rate, initially measured using the index or rate at the commencement date;
- the amount expected to be payable by the lessee under residual value guarantees;
- lease payments under extension options of lessee is reasonably certain to exercise the options; and
- payments of penalties for terminating the lease, if the lease term reflects the exercise of an option to terminate the lease.

NOTES TO AND FORMING PART OF THE FINANCIAL STATEMENTS
FOR THE YEAR ENDED 30 JUNE 2022

Note 1: Summary of Significant Accounting Policies (continued)

(c) Leases (continued)

The right-of-use assets comprise the initial measurement of the corresponding lease liability as mentioned above, any lease payments made at or before the commencement date as well as any initial direct costs. The subsequent measurement of the right-of-use assets is at cost less accumulated depreciation and impairment losses.

Right-of-use assets are depreciated over the lease term or useful life of the underlying asset whichever is the shortest. Where a lease transfers ownership of the underlying asset or the cost of the right-of-use asset reflects that the Foundation anticipates to exercise a purchase option, the specific asset is depreciated over the useful life of the underlying asset.

(d) Financial Instruments

Initial recognition and measurement

Financial assets and financial liabilities are recognised when the Foundation becomes a party to the contractual provisions to the instrument. For financial assets, this is equivalent to the date that the Foundation commits itself to either purchase or sell the asset.

Financial instruments (except for trade receivables) are initially measured at fair value plus transaction costs except where the instrument is classified 'at fair value through profit and loss' in which case transaction costs are recognised as expenses in profit or loss immediately.

Trade receivables are initially measured at the transaction price if the trade receivables do not contain significant financing component or if the practical expedient was applied as specified in AASB 15: *Revenue from Contracts with Customers*.

Classification and subsequent measurement

Financial Liabilities

Financial liabilities are subsequently measured at:

- amortised cost; or
- fair value through profit or loss.

A financial liability is measured at fair value through profit or loss if the financial liability is:

- a contingent consideration of an acquirer in business combination to which AASB 3: *Business Combinations* applies;
- held for trading; or
- initially designed as at fair value through profit or loss.

All other financial liabilities are subsequently measured at amortised cost using the effective interest method.

The effective interest method is a method of calculating the amortised cost of a debt instrument and of allocating interest expense in profit or loss over the relevant period.

The effective interest rate is the internal rate of return of the financial asset or liability. That is, it is the rate that exactly discounts the estimated future cash flows through the expected life of the instrument to the net carrying amount at initial recognition.

NOTES TO AND FORMING PART OF THE FINANCIAL STATEMENTS
FOR THE YEAR ENDED 30 JUNE 2022

Note 1: Summary of Significant Accounting Policies (Continued)

(d) Financial Instruments (continued)

Any gains or losses arising on changes in fair value are recognised in profit or loss to the extent that they are not part of a designated hedging relationship.

A financial liability cannot be reclassified.

Financial Assets

Financial assets are subsequently measured at:

- amortised cost;
- fair value through other comprehensive income; or
- fair value through profit or loss.

Measurement is on the basis of two primary criteria:

- the contractual cash flow characteristics of the financial asset; and
- the business model for managing the financial assets.

A financial asset that meets the following conditions is subsequently measured at amortised cost:

- the financial asset is managed solely to collect contractual cash flows; and
- the contractual terms within the financial asset give rise to cash flows that are solely payments of principal and interest on the principal amount outstanding on specified dates.

A financial asset that meets the following conditions is subsequently measured at fair value through other comprehensive income:

- the contractual terms within the financial asset give rise to cash flows that are solely payments of principal and interest on the principal amount outstanding on specified dates; and
- the business model for managing the financial asset comprises both contractual cash flows collection and the selling of the financial asset.

By default, all other financial assets that do not meet the measurement conditions of amortised cost and fair value through other comprehensive income are subsequently measured at fair value through profit or loss.

The Foundation initially designates a financial instrument as measured at fair value through profit or loss if:

- it eliminates or significantly reduces a measurement or recognition inconsistency (often referred to as an "accounting mismatch") that would otherwise arise from measuring assets or liabilities or recognising the gains and losses on them on different bases;
- it is in accordance with the documented risk management and information about the groupings is documented appropriately, so the performance of the financial liability that is part of a group of financial liabilities or financial assets can be managed and evaluated consistently on a fair value basis; and
- it is a hybrid contract that contains an embedded derivative that significantly modifies the cash flows otherwise required by the contract.

The initial designation of financial instruments to measure at fair value through profit or loss is a one-time option on initial classification and is irrevocable until the financial asset is derecognised.

NOTES TO AND FORMING PART OF THE FINANCIAL STATEMENTS
FOR THE YEAR ENDED 30 JUNE 2022

Note 1: Summary of Significant Accounting Policies (Continued)

(d) Financial Instruments (continued)

Derecognition

Derecognition refers to the removal of a previously recognised financial asset or financial liability from the statement of financial position.

Derecognition of financial liabilities

A liability is derecognised when it is extinguished (i.e. when the obligation in the contract is discharged, cancelled or expires). An exchange of an existing financial liability for a new one with substantially modified terms, or a substantial modification to the terms of a financial liability, is treated as an extinguishment of the existing liability and recognition of a new financial liability.

The difference between the carrying amount of the financial liability derecognised and the consideration paid and payable, including any non-cash assets transferred or liabilities assumed, is recognised in profit or loss.

Derecognition of financial assets

A financial asset is derecognised when the holder's contractual rights to its cash flows expires, or the asset is transferred in such a way that all the risks and rewards of ownership are substantially transferred.

All the following criteria need to be satisfied for the derecognition of a financial asset:

- the right to receive cash flows from the asset has expired or been transferred;
- all risk and rewards of ownership of the asset have been substantially transferred; and
- the entity no longer controls the asset (ie has no practical ability to make unilateral decision to sell the asset to a third party).

On derecognition of a financial asset measured at amortised cost, the difference between the asset's carrying amount and the sum of the consideration received and receivable is recognised in profit or loss.

The Foundation recognises a loss allowance for expected credit losses on:

- financial assets that are measured at amortised cost or fair value through other comprehensive income; and
- lease receivables.

Loss allowance is not recognised for:

- financial assets measured at fair value through profit or loss; or
- equity instruments measured at fair value through other comprehensive income.

Expected credit losses are the probability-weighted estimate of credit losses over the expected life of a financial instrument. A credit loss is the difference between all contractual cash flows that are due and all cash flows expected to be received, all discounted at the original effective interest rate of the financial instrument.

The Foundation uses the simplified approach to impairment, as applicable under AASB 9.

NOTES TO AND FORMING PART OF THE FINANCIAL STATEMENTS
FOR THE YEAR ENDED 30 JUNE 2022

Note 1: Summary of Significant Accounting Policies (Continued)

(d) Financial Instruments (continued)

The simplified approach does not require tracking of changes in credit risk at every reporting period, but instead requires the recognition of lifetime expected credit loss at all times. This approach is applicable to trade receivables and lease receivables.

In measuring the expected credit loss, a provision matrix for trade receivables is used, taking into consideration various data to get to an expected credit loss (i.e. diversity of its customer base, appropriate groupings of its historical loss experience, etc).

Recognition of expected credit losses in financial statements

At each reporting date, the Foundation recognises the movement in the loss allowance as an impairment gain or loss in the statement of profit or loss and other comprehensive income.

The carrying amount of financial assets measured at amortised cost includes the loss allowance relating to the asset.

Assets measured at fair value through other comprehensive income are recognised at fair value with changes in fair value recognised in other comprehensive income. The amount in relation to change in credit risk is transferred from other comprehensive income to profit or loss at every reporting period.

(e) Impairment of Non Financial Assets

At the end of each reporting period, the Foundation reviews the carrying amounts of its tangible and intangible assets to determine whether there is any indication that those assets have been impaired. If such an indication exists, the recoverable amount of the asset, being the higher of the asset's fair value less costs of disposal and value in use, is compared to the asset's carrying amount. Any excess of the asset's carrying amount over its recoverable amount is recognised in profit or loss.

Where the assets are not held primarily for their ability to generate net cash inflows the recoverable amounts are expected to be materially the same as fair value.

Where it is not possible to estimate the recoverable amount of an individual asset, the entity estimates the recoverable amount of the cash-generating unit to which the asset belongs.

Where an impairment loss on a revalued asset is identified, this is recognised against the revaluation surplus in respect of the same class of asset to the extent that the impairment loss does not exceed the amount in the revaluation surplus for that class of asset.

(f) Employee Benefits

Short-term employee benefits

Provision is made for the Foundation's obligation for short-term employee benefits. Short-term employee benefits are benefits (other than termination benefits) that are expected to be settled wholly before 12 months after the end of the annual reporting period in which the employees render the related service, including wages, salaries and annual leave. Short-term employee benefits are measured at the (undiscounted) amounts expected to be paid when the obligation is settled.

The Foundation's obligations for short-term benefits such as wages, salaries and sick leave are recognised as part of current trade and other payables in the statement of financial position.

**NOTES TO AND FORMING PART OF THE FINANCIAL STATEMENTS
FOR THE YEAR ENDED 30 JUNE 2022**

Note 1: Summary of Significant Accounting Policies (Continued)

(f) Employee Benefits (continued)

Other long-term employee provisions

Provision is made for employees' long service leave and annual leave entitlements not expected to be settled wholly within 12 months after the end of the annual reporting period in which the employees render the related service. Other long-term employee benefits are measured at the present value of the expected future payments to be made to employees. Expected future payments incorporate anticipated future wage and salary levels, durations of service and employee departures, and are discounted at rates determined by reference to market yields at the end of the reporting period on government bonds that have maturity dates that approximate the terms of the obligations. Upon the remeasurement of obligations for other long-term employee benefits, the net change in the obligation is recognised in profit or loss as a part of employee benefits expense.

The Foundation's obligations for long-term employee benefits are presented as non-current employee provisions in its statement of financial position, except where the Foundation does not have an unconditional right to defer settlement for at least 12 months after the end of the reporting period, in which case the obligations are presented as current provisions.

(g) Cash and Cash Equivalents

Cash and cash equivalents includes cash on hand, deposits held at-call with banks, other short-term highly liquid investments with original maturities of three months or less, and bank overdrafts. The Foundation did not have an overdraft during the year.

(h) Trade and Other Receivables

Trade and other receivables include amounts receivable from clients for accommodation and food provided in the ordinary course of business. Receivables expected to be collected within 12 months of the end of the reporting period are classified as current assets. All other receivables are classified as non-current assets.

Accounts receivable are initially recognised at fair value and subsequently measured at amortised cost using the effective interest method, less any provision for impairment. Refer to Note 1(d) for further discussion of impairment of financial assets.

(i) Goods and Services Tax

Revenues, expenses and assets are recognised net of the amount of goods and services tax (GST), except where the amount of GST incurred is not recoverable from the Australian Taxation Office (ATO).

Receivables and payables are stated inclusive of the amount of GST receivable or payable. The net amount of GST recoverable from, or payable to, the ATO is included with other receivables or payables in the statement of financial position.

Cash flows are included in the cash flow statement on a net basis. The GST component of cash flows arising from investing and financing activities which is recoverable from, or payable to, the taxation authority is classified as operating cash flows.

(j) Income tax

The Foundation is a Public Benevolent Institution and is endorsed by the Australian Taxation Office to access income tax exemption under Subdivision 50-A of the Income Tax Assessment Act 1997.

NOTES TO AND FORMING PART OF THE FINANCIAL STATEMENTS
FOR THE YEAR ENDED 30 JUNE 2022

Note 1: Summary of Significant Accounting Policies (Continued)

(k) Fringe Benefits Tax

The Foundation, as a Public Benevolent Institution, is also endorsed by the Australian Taxation Office to access the FBT exemption.

(l) Provisions

Provisions are recognised when the Foundation has a legal or constructive obligation, as a result of past events, for which it is probable that an outflow of economic benefits will result and that outflow can be reliably measured. Provisions recognised represent the best estimate of the amounts required to settle the obligation at the end of the reporting period.

(m) Comparative Figures

Where required by Accounting Standards, comparative figures have been adjusted to conform with changes in presentation for the current financial year.

(n) Critical Accounting Estimates and Judgements

Management evaluate estimates and judgements incorporated into the financial statements based on historical knowledge and best available current information. Estimates assume a reasonable expectation of future events and are based on current trends and economic data, obtained both externally and within the Foundation.

Key estimates

Valuation of land and buildings

The land was independently valued at 30 June 2020 by Colliers International. The valuation was based on the market value using a direct comparison basis.

The buildings were independently valued at 30 June 2020 by Colliers International. The valuation was based on the gross current cost and then depreciated on a straight line basis to arrive at a fair value. The critical assumption is the economic life of the assets.

Useful lives of property, plant and equipment

As described in Note 1(b), the Foundation reviews the estimated useful lives of property, plant and equipment at the end of each annual reporting period.

Key judgements

Employee benefits

For the purpose of measurement, AASB 119: Employee Benefits defines obligations for short-term employee benefits as obligations expected to be settled wholly before 12 months after the end of the annual reporting period in which the employees render the related service. As the Foundation expects that most employees will use all of their annual leave entitlements in the same year in which they are earned or during the 12-month period that follows the directors believe that obligations for annual leave entitlements satisfy the definition of short-term employee benefits.

(o) Economic Dependency

The continued operation of the The Forster Foundation for Drug Rehabilitation Incorporated is dependent on funding from the Commonwealth and Northern Territory Governments. At the date of this report, the Committee has no reason to believe the support will not continue.

NOTES TO AND FORMING PART OF THE FINANCIAL STATEMENTS
FOR THE YEAR ENDED 30 JUNE 2022

Note 1: Summary of Significant Accounting Policies (Continued)

(p) Fair Value of Assets and Liabilities

The Foundation measures some of its assets and liabilities at fair value on either a recurring or non-recurring basis, depending on the requirements of the applicable Accounting Standard.

Fair value is the price the Foundation would receive to sell an asset or would have to pay to transfer a liability in an orderly (i.e. unforced) transaction between independent, knowledgeable and willing market participants at the measurement date.

As fair value is a market-based measure, the closest equivalent observable market pricing information is used to determine fair value. Adjustments to market value may be made having regard to the characteristics of the specific asset or liability. The fair values of assets and liabilities that are not traded in an active market are determined using one or more valuation techniques. These valuation techniques maximise, to the extent possible, the use of observable market data.

For non-financial assets, the fair value measurement also takes into account a market participant's ability to use the asset in its highest and best use or to sell it to another market participant that would use the asset in its highest and best use.

(q) New and Amended Accounting Policies Adopted

Initial adoption of AASB 1060: General Purpose Financial Statements - Simplified Disclosures for For-Profit and Not-for-profit Tier 2 Entities

The Foundation has adopted AASB 1060: *General Purpose Financial Statements - Simplified Disclosures for For-Profit and Not-for-profit Tier 2 Entities* for the first time this reporting period. The Standard, which sets out a new separate disclosure Standard to be applied by all entities that are reporting under Tier 2 of the Differential Reporting Framework in AASB 1053: *Application of Tiers of Australian Accounting*, replaces the previous Reduced Disclosure Requirements (RDR) framework. The application of this standard has resulted in reductions in disclosures compared to RDR in Revenue, Leases and Financial Instruments; however has resulted in new and/or increased disclosures in areas such as Audit Fees and Related Parties.

	2022	2021
	\$	\$

Note 2: Revenue and Other Income

Note 2A Revenue from government and other grants and contributions

Commonwealth government grants - recurrent	392,704	389,017
Territory government grants - recurrent	1,138,795	1,261,034
Unexpended grants - movement for the year	22,319	13,054
	1,553,818	1,663,105
Other contributions - donations	1,088	1,500
Total revenue from grants and contributions	1,554,906	1,664,605

Note 2B Interest

Interest received from financial institutions	3,937	6,883
-----------------------------------------------	-------	-------

THE FORSTER FOUNDATION FOR DRUG REHABILITATION INCORPORATED

ABN: 22 212 785 773

NOTES TO AND FORMING PART OF THE FINANCIAL STATEMENTS
FOR THE YEAR ENDED 30 JUNE 2022

	Note	2022 \$	2021 \$
Note 2:	Revenue and Other Income (continued)		
Note 2C	Other revenue		
	Government subsidies	18,536	2,471
	Other	1,178	-
	Total other revenue	<u>19,714</u>	<u>2,471</u>
Note 3:	Expenses		
Note 3A	Employee benefits expense		
	Salaries and wages	1,110,411	1,152,385
	Staff on-costs	105,957	105,380
	Other	-	585
	Total employee benefits expense	<u>1,216,368</u>	<u>1,258,350</u>
Note 3B	Depreciation and amortisation		
	<i>Depreciation</i>		
	Furniture and fittings	7 13,539	2,179
	<i>Amortisation</i>		
	Right to use assets	8 31,300	45,391
	Total depreciation and amortisation	<u>44,839</u>	<u>47,570</u>
Note 3C	Other expenses		
	Accounting and bookkeeping fees	26,550	30,180
	Accreditation and QMS	7,019	5,513
	Advertising and marketing	-	257
	Audit fees	6,250	7,000
	Client support services	65,563	74,968
	Committee costs	398	535
	Consultancy fees	29,403	27,863
	Hire of plant and equipment	5,673	5,344
	Information technology	24,136	23,240
	Insurance	63,335	63,505
	Membership and subscription	3,556	4,198
	Minor assets	-	1,800
	Motor vehicle expenses	17,595	13,401
	Postage, printing and stationery	5,449	10,122
	Repairs and maintenance	98,376	115,575
	Staff amenities	2,061	2,958
	Telephone and internet	7,047	6,269
	Travel and accomodation	17,500	12,946
	Utilities	51,593	46,308
	Other expenses	1,659	7,304
	Total other expenses	<u>433,163</u>	<u>459,286</u>

THE FORSTER FOUNDATION FOR DRUG REHABILITATION INCORPORATED

ABN: 22 212 785 773

**NOTES TO AND FORMING PART OF THE FINANCIAL STATEMENTS
FOR THE YEAR ENDED 30 JUNE 2022**

	2022 \$	2021 \$
Note 4: Cash and Cash Equivalents		
Cash on hand	1,120	1,738
Cash at bank	725,051	640,628
Term deposits	702,000	697,122
Total cash and cash equivalents	<u>1,428,171</u>	<u>1,339,488</u>

Note 5: Trade and Other Receivables		
GST receivable	2,762	3,982
Total current trade and other receivables	<u>2,762</u>	<u>3,982</u>

The Foundation does not hold any financial assets whose terms have been renegotiated, but which would otherwise be past due or impaired.

No collateral has been pledged for any of the current or non-current trade and other receivable balances.

a. Financial assets at amortised cost classified as trade and other receivables

Trade and other receivables:		
- total current	2,762	3,982
- total non-current	-	-
	<u>2,762</u>	<u>3,982</u>
Less GST receivable	(2,762)	(3,982)
Financial assets as trade and other receivables	<u>-</u>	<u>-</u>

Note 6: Other Current Assets		
Prepayments	20,534	34,788
Accrued income	2,025	3,115
Total other current assets	<u>22,559</u>	<u>37,903</u>

THE FORSTER FOUNDATION FOR DRUG REHABILITATION INCORPORATED

ABN: 22 212 785 773

**NOTES TO AND FORMING PART OF THE FINANCIAL STATEMENTS
FOR THE YEAR ENDED 30 JUNE 2022**

	2022 \$	2021 \$
Note 7: Property, Plant and Equipment		
Land (Crown Lease in Perpetuity), at fair value	750,000	750,000
	<u>750,000</u>	<u>750,000</u>
Buildings and improvements, at fair value	3,669,000	3,669,000
Total Land and buildings	<u>4,419,000</u>	<u>4,419,000</u>
Furniture and equipment, at cost	91,367	91,367
Less: Accumulated depreciation	(34,518)	(20,979)
	<u>56,849</u>	<u>70,388</u>
Total property, plant and equipment	<u><u>4,475,849</u></u>	<u><u>4,489,388</u></u>

The tenure of the land is a Crown Lease in Perpetuity which commenced 17 January 2013 and the specified purpose is for the operation of a drug treatment facility.

Asset Revaluations

The land, buildings and improvements were independently valued at 30 June 2020 by Colliers International.

Movement in the carrying amounts for each class of property, plant and equipment between the beginning and the end of the current financial year:

	Land, buildings and improvements at fair value \$	Furniture and equipment at cost \$	Total \$
2021			
Balance at the beginning of the year	4,419,000	15,767	4,434,767
Additions	-	56,800	56,800
Depreciation	<u>-</u>	<u>(2,179)</u>	<u>(2,179)</u>
Carrying amount at the end of the year	<u><u>4,419,000</u></u>	<u><u>70,388</u></u>	<u><u>4,489,388</u></u>
2022			
Balance at the beginning of the year	4,419,000	70,388	4,489,388
Depreciation	<u>-</u>	<u>(13,539)</u>	<u>(13,539)</u>
Carrying amount at the end of the year	<u><u>4,419,000</u></u>	<u><u>56,849</u></u>	<u><u>4,475,849</u></u>

NOTES TO AND FORMING PART OF THE FINANCIAL STATEMENTS
FOR THE YEAR ENDED 30 JUNE 2022

	2022 \$	2021 \$
Note 8: Right-of-Use Assets		
The Foundation leases motor vehicles. These leases have an average of 3 years as their lease term. There are no options to extend the leases.		
i) AASB 16 related amounts recognised in the balance sheet		
Right-of-use assets		
Leased motor vehicles	187,885	132,807
Accumulated amortisation	(125,464)	(94,164)
Total right-of-use asset	<u>62,421</u>	<u>38,643</u>
Movement in carrying amounts:		
<i>Leased motor vehicles:</i>		
Balance at beginning of year	38,643	55,537
Addition to right-of-use asset	55,078	28,497
Amortisation expense	(31,300)	(45,391)
Net carrying amount	<u>62,421</u>	<u>38,643</u>
Lease liabilities		
Current	31,457	25,781
Non-current	31,741	13,992
Total lease liabilities	<u>63,198</u>	<u>39,773</u>
ii) AASB 16 related amounts recognised in the statement of profit or loss		
Amortisation charge related to right of use assets	31,300	45,391
Interest expense on lease liabilities	1,910	2,791
Short-term lease expense (included in motor vehicle expenses)	3,818	479
Cash outflow for leases	33,562	48,695

Note 9: Trade and Other Payables		
Trade payables	14,680	5,621
Accrued expenses	13,770	12,194
Other payables	22,918	20,460
Total trade and other payables	<u>51,368</u>	<u>38,275</u>
Settlement of trade creditors is generally net 30 days.		
a. Financial liabilities at amortised cost classified as trade and other payables		
Trade and other payables:		
- total current	51,368	38,275
- total non-current	-	-
Financial liabilities as trade and other payables	<u>51,368</u>	<u>38,275</u>

No interest is payable on outstanding payables.

THE FORSTER FOUNDATION FOR DRUG REHABILITATION INCORPORATED

ABN: 22 212 785 773

**NOTES TO AND FORMING PART OF THE FINANCIAL STATEMENTS
FOR THE YEAR ENDED 30 JUNE 2022**

	2022 \$	2021 \$
Note 10: Contract Liabilities		
<i>Current</i>		
Unexpended grants	-	22,319
Note 11: Provisions		
<i>Current</i>		
Employee benefits - annual leave entitlements	151,346	138,597
Employee benefits - long service leave entitlements	23,011	-
Total current provisions	174,357	138,597
<i>Non Current</i>		
Employee benefits - long service leave entitlements	24,632	18,624
Total non current provisions	24,632	18,624
Total provisions	198,989	157,221
Note 12: Capital and Leasing Commitments		
Finance Lease Commitments		
There were no finance lease commitments (2021: \$Nil).		
Capital Expenditure Commitments		
There were no capital expenditure commitments (2021: \$Nil).		
Note 13: Contingent Liabilities and Contingent Assets		
The Foundation is not aware of any contingent liabilities or contingent assets as at 30 June 2022 (2021: \$Nil).		
Note 14: Events After the Reporting Period		
The committee is not aware of any significant events that have occurred since the end of the reporting period which have an effect on the presentation or require disclosure to the financial statements.		
Note 15: Key Management Personnel Compensation		
Any person(s) having authority and responsibility for planning, directing and controlling the activities of the Foundation, directly or indirectly, including any committee member (whether executive or otherwise) is considered key management personnel (KMP).		
The totals of remuneration paid to KMP of the Foundation during the year are as follows:		
KMP compensation	432,807	449,224

THE FORSTER FOUNDATION FOR DRUG REHABILITATION INCORPORATED

ABN: 22 212 785 773

**NOTES TO AND FORMING PART OF THE FINANCIAL STATEMENTS
FOR THE YEAR ENDED 30 JUNE 2022**

Note 16: Other Related Party Transactions

Other related parties include close family members of key management personnel and entities that are controlled or jointly controlled by those key management personnel or individual or collectively with their close family members.

There were no related party transactions (2021: \$Nil).

	2022	2021
	\$	\$

Note 17: Cash Flow Information

Reconciliation of Cash Flow from Operating Activities with Current Year Surplus

Current year surplus	26,391	53,484
<i>Non-cash flows:</i>		
Depreciation and amortisation	44,839	47,570
<i>Changes in assets and liabilities:</i>		
<i>(Increase) / Decrease in assets:</i>		
Trade and other receivables	1,220	51,054
Other current assets	15,344	14,044
<i>Increase/(decrease) in liabilities:</i>		
Trade and other payables	13,093	(41,937)
Contract liabilities	(22,319)	(13,055)
Employee provisions	41,768	22,585
Net cash from operating activities	120,336	133,745

Note 18: Financial Risk Management

The Foundation's financial instruments consist mainly of deposits with banks, receivables and payables and lease liabilities.

The carrying amounts for each category of financial instruments, measured in accordance with AASB 9 as detailed in the accounting policies to these financial statements, are as follows:

	Note		
Financial assets			
Cash and cash equivalent	4	1,428,171	1,339,488
Trade and other receivables	5a	-	-
Total financial assets		1,428,171	1,339,488
Financial liabilities			
Trade and other payables	9a	51,368	38,275
Lease liabilities	8	63,198	39,773
Total financial liabilities		114,566	78,048

Fair values

Unless otherwise stated, the directors consider the financial assets and financial liability carrying amount to also be its fair value.

THE FORSTER FOUNDATION FOR DRUG REHABILITATION INCORPORATED

ABN: 22 212 785 773

**NOTES TO AND FORMING PART OF THE FINANCIAL STATEMENTS
FOR THE YEAR ENDED 30 JUNE 2022**

	Note	2022 \$	2021 \$
Note 18: Financial Risk Management (continued)			
Fair value hierarchy			
AASB 13: <i>Fair Value Measurement</i> requires the disclosure of fair value information by level of the fair value hierarchy, which categorises fair value measurements into one of three possible levels based on the lowest level that an input that is significant to the measurement can be categorised.			
Recurring fair value measurements			
Land, buildings and improvements	7	<u>4,419,000</u>	<u>4,419,000</u>
Land, buildings and improvements valued by an independent licensed valuer is classified as a level 2 category measurement that is based on inputs other than quoted prices in an active market that are observable for the asset.			
Note 19: Reserves			
Asset revaluation reserve		<u>676,166</u>	<u>676,166</u>
The asset revaluation reserve arises on the revaluation of buildings and improvements. Where a revalued item of property, plant and equipment is sold, that portion of asset revaluation reserve which relates to that asset and is effectively realised, is transferred directly into retained earnings.			
Note 20: Auditor's Remuneration			
TDH Pty Ltd:			
- Audit services		-	7,000
Lowrys Accountants:			
- Audit services		6,250	-
- Other accounting services		4,000	4,000
Total auditor's remuneration		<u>10,250</u>	<u>11,000</u>


THE FORSTER FOUNDATION FOR DRUG REHABILITATION INCORPORATED
ABN: 22 212 785 773

DECLARATION BY COMMITTEE MEMBERS


In accordance with a resolution of the Committee Members of The Forster Foundation for Drug Rehabilitation Incorporated, the Committee Members declare that:

1. The financial statements and notes, as set out on pages 4-25, are in accordance with the Northern Territory *Associations Act 2003* and the *Australian Charities and Not-for-profits Commission Act 2012* and:
 - a. comply with Australian Accounting Standards - Simplified Disclosures applicable to the Foundation; and
 - b. give a true and fair view of the financial position of the Foundation as at 30 June 2022 and of its performance for the year ended on that date.
2. There are reasonable grounds to believe that the Foundation will be able to pay its debts as and when they become due and payable.

This declaration is made in accordance with subs 60.15(2) of the *Australian Charities and Not-for-profits Commission Regulations 2013*.



A/Prof (Dr) Robert Parker
Date: 12 October 2022
INDEPENDENT AUDITOR'S REPORT



Ms Jyoti Vemuri
Date: 12 October 2022

TO THE MEMBERS OF THE FORSTER FOUNDATION FOR DRUG REHABILITATION INCORPORATED

Report on the Audit of the Financial Report

Opinion

We have audited the financial report of The Forster Foundation for Drug Rehabilitation Incorporated (the Foundation), which comprises the statement of financial position as at 30 June 2022, the statement of profit or loss and other comprehensive income, the statement of changes in equity, the statement of cash flows for the year then ended, the notes to the financial statements including a summary of significant accounting policies, the Committee report and the Committee Members' declaration.

INDEPENDENT AUDITOR'S REPORT**TO THE MEMBERS OF THE FORSTER FOUNDATION FOR DRUG REHABILITATION INCORPORATED****Report on the Audit of the Financial Report*****Opinion***

We have audited the financial report of The Forster Foundation for Drug Rehabilitation Incorporated (the Foundation), which comprises the statement of financial position as at 30 June 2022, the statement of profit or loss and other comprehensive income, the statement of changes in equity, the statement of cash flows for the year then ended, the notes to the financial statements including a summary of significant accounting policies, the Committee report and the Committee Members' declaration.

In our opinion, the accompanying financial report of The Forster Foundation for Drug Rehabilitation Incorporated has been prepared in accordance with the Northern Territory *Associations Act 2003* and the *Australian Charities and Not-for-profits Commission Act 2012*, including:

- (i) giving a true and fair view of the Foundation's financial position as at 30 June 2022 and of its financial performance for the year then ended;
- (ii) complying with Australian Accounting Standards, the Northern Territory *Associations Act 2003* and the *Australian Charities and Not-for-profits Commission Regulations 2013*.

Basis for Opinion

We conducted our audit in accordance with Australian Auditing Standards. Our responsibilities under those standards are further described in the Auditor's Responsibilities for the Audit of the Financial Report section of our report. We are independent of the Foundation in accordance with the ethical requirements of the Accounting Professional and Ethical Standards Board's APES 110 Code of Ethics for Professional Accountants (the Code) that are relevant to our audit of the financial report in Australia. We have also fulfilled our other ethical responsibilities in accordance with the Code.

We believe that the audit evidence we have obtained is sufficient and appropriate to provide a basis for our opinion.

Responsibilities of Management for the Financial Report

Management of the Foundation is responsible for the preparation of the financial report that gives a true and fair view in accordance with the Australian Accounting Standards - Simplified Disclosures, the Northern Territory *Associations Act 2003* and the *Australian Charities and Not-for-profits Commission Act 2012* and for such internal controls as management determine are necessary to enable the preparation of the financial report that gives a true and fair view and is free from material misstatement, whether due to fraud or error.

In preparing the financial report, management are responsible for assessing the Foundation's ability to continue as a going concern, disclosing, as applicable, matters related to going concern and using the going concern basis of accounting unless Management either intend to liquidate the Foundation or to cease operation, or have no realistic alternative but to do so.

Management are also responsible for overseeing the Foundation's financial reporting process.

INDEPENDENT AUDITOR'S REPORT**TO THE MEMBERS OF THE FORSTER FOUNDATION FOR DRUG REHABILITATION INCORPORATED****Report on the Audit of the Financial Report (continued)*****Auditor's Responsibilities for the Audit of the Financial Report***

Our objectives are to obtain reasonable assurance about whether the financial report as a whole is free from material misstatement, whether due to fraud or error, and to issue an auditor's report that includes our opinion. Reasonable assurance is a high level of assurance, but is not a guarantee that an audit conducted in accordance with the Australian Auditing Standards will always detect a material misstatement when it exists. Misstatements can arise from fraud or error and are considered material if, individually or in the aggregate, they could reasonably be expected to influence the economic decisions of users taken on the basis of this financial report.

A further description of our responsibilities for the audit of the financial report is located at the Auditing and Assurance Standards Board website <http://www.auasb.gov.au/Home.aspx>) at: http://www.auasb.gov.au/auditors_responsibilities/ar4.pdf.

This description forms part of our auditor's report.

LOWRYS ACCOUNTANTS

Colin James, FCA
Registered Company Auditor

Darwin
Date: 12 October 2022